

ANNUAL MONITORING REPORT
FLORIDA FAMILY PLANNING SECTION 1115 DEMONSTRATION

State: Florida

Demonstration Reporting Period: July 1, 2019 – June 30, 2020

Demonstration Year: 22

Approved start and end date of the Demonstration: March 8, 2019 – June 30, 2023

A. Executive Summary

1. The Family Planning Waiver provides family planning services to women ages 14 through 55 years with family income at or below 191 percent of the Federal Poverty Level who have lost or are losing Florida Medicaid State Plan eligibility and are not otherwise eligible for the Children’s Health Insurance Program or enrolled in health insurance coverage that provides family planning services. Eligibility is limited to a period of up to 24 months following the loss of Medicaid coverage, as authorized in section 409.904(5), Florida Statutes, to provide transitional coverage for those losing Medicaid eligibility.

The State is required to submit a combined fourth quarter (April 1, 2020 – June 30, 2020)/annual (July 1, 2019 – June 30, 2020) report summarizing the events that occurred during the reporting period or are anticipated to occur in the near future that affect health care delivery.

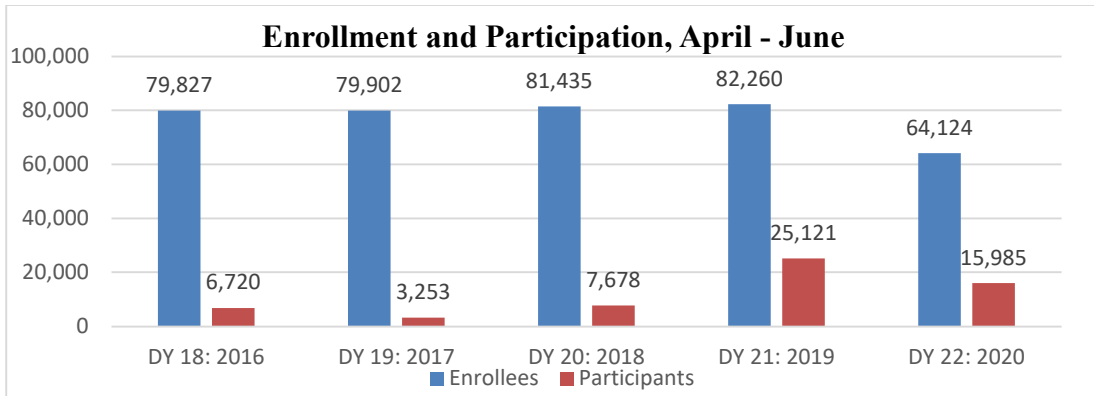
During DY 22, Florida and the nation were affected by the COVID-19 public health emergency, which impacted both enrollment and outreach activities.

2. Program Updates

a. Current Trends and Significant Program Activity

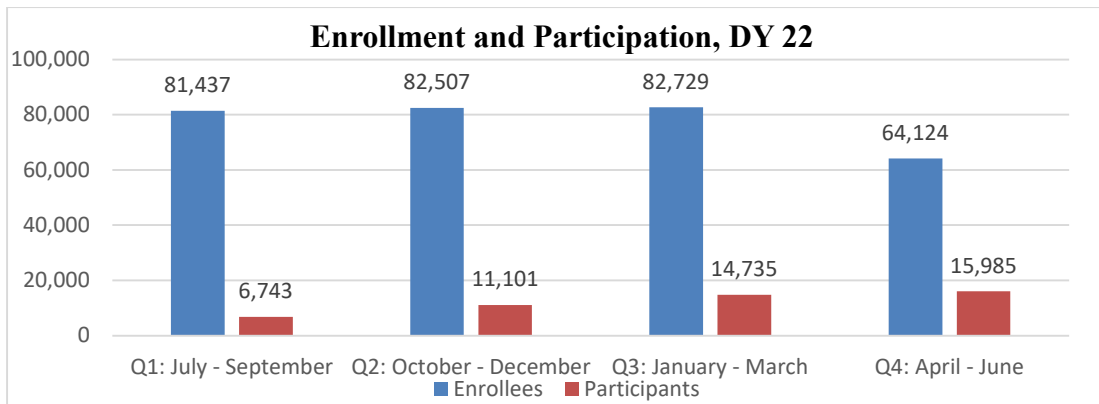
i. Quarter 4:

- (1) Enrollment numbers decreased significantly in the Family Planning Waiver during Quarter 4 of DY 22, which is due to the COVID-19 Maintenance of Effort requirements that allow for continuation of full Medicaid benefits during the public health emergency. Enrollment decreased by 18,136, or 22%, from Quarter 4 of DY 21 (82,260) to Quarter 4 of DY 22 (64,124).
- (2) Participation within the waiver also decreased in Quarter 4 of DY 22 (25%) as compared to Quarter 4 of DY 21 (31%).



b. DY 22

- i. Enrollment numbers decreased significantly in the Family Planning Waiver during Quarter 4 of DY 22, which is due to the COVID-19 Maintenance of Effort requirements that allow for continuation of full Medicaid benefits during the public health emergency. Enrollment decreased by 18,605, or 22%, from Quarter 3 of DY 22 (82,729) to Quarter 4 of DY 22 (64,124).
- ii. Participation within DY 22 has increased, with 8% of enrollees participating in Quarter 1, 13% in Quarter 2, 16% in Quarter 3, and 25% in Quarter 4.



3. Policy Issues and Challenges

The Agency for Health Care Administration (Agency), in coordination with the Department of Children and Families (DCF) and the Department of Health (DOH), submitted to the Centers for Medicare & Medicaid Services (CMS) an updated implementation plan for integrating the Family Planning Waiver eligibility and application processes into the eligibility system operated by the State for Medicaid State Plan coverage in accordance with Section 1943 of the Social Security Act on August 4, 2020. The DOH has updated the Family Planning Waiver application to collect all information needed to determine eligibility using Modified Adjusted Gross Income (MAGI) and to align with federal conditions of eligibility, and the Agency has incorporated updates into the letters sent to individuals enrolling in the Family Planning Waiver for their second twelve month period of eligibility following the loss of Medicaid coverage.

DCF submitted a Legislative Budget Request for state fiscal year 2020/2021. While DCF did not receive specific funding in state fiscal year 2020/2021 for the implementation requirements related to Family Planning, they will resubmit a Legislative Budget Request for state fiscal year 2021/2022.

Additionally, during DY 22, Florida and the nation were affected by the COVID-19 public health emergency, which impacted both enrollment and outreach activities.

B. Participation Monitoring

A summary of activities and outcomes occurring from April 1, 2020 – June 30, 2020 that address improving demonstration participation and service utilization among demonstration enrollees is provided in the following table:

County	Call Type	Number of clients applied	Number of clients approved	Community Outreach
Martin	Follow-up	1	1	Staff complete outreach activities and letters are sent to clients.
Bay	Follow-up	2	1	The Family Planning Waiver (FPW) is promoted by interview staff through information, applications, and brochures distributed throughout the clinic. Information is also regularly distributed to local obstetrician (OB) offices and Healthy Start office-based care coordinators.
Hernando	Follow-up	3	2	The FPW is promoted in the Family Planning clinics and by front desk staff. Staff provide outreach for women who qualify based on system verification and the end date of loss of full Medicaid benefits.
Monroe	Desk Review	1	0	Staff promote the FPW during Women, Infant, and Children (WIC) certification visits, Healthy Start visits, and Family Planning clinic visits.
St. Lucie	Desk Review	9	6	Staff promote FPW services to their clients and work closely with the Roundtable of St. Lucie and the Healthy St. Lucie and Health Network groups. The Teen Choices Program with the Healthy

				Start Program promotes the FPW in district schools and alternative schools such as PACE, Project Rock, Detention Center, Wave Crest, Student Advisory Council (SAC) meetings, through Career Source Center, and at community health fairs.
Walton	Technical Assistance	0	0	Staff provide outreach to prenatal program participants regarding pregnancy Medicaid as well as continued access to family planning care in the post-partum period through the FPW.
Alachua	Technical Assistance	34	31	Eligibility is verified and offered at appointment check in. Staff provide education and informational brochures during clinic visits, at health fairs and events, and to community partners.
Hillsborough	Technical Assistance	20	10	Women with a positive pregnancy test are referred to the contracted provider's staff navigators who assist clients to apply for healthcare coverage and services.
Gadsden	Technical Assistance	0	0	Staff provide FPW educational materials in client exam rooms.

Across DY 22, there were a total of 11 follow-up calls, 13 desk reviews, and 18 technical assistance calls. Additionally, there were a total of 549 clients that applied for Family Planning Waiver coverage and 331 application approvals (60.3%) from the associated community outreach.

C. Utilization Monitoring

The state will summarize utilization through a review of claims/encounter data for the demonstration population in the subsequent tables. This includes the following:

Table 1. Utilization Monitoring Measures

Topic	Measure [reported for each month included in the report]
Utilization Monitoring	Unduplicated Number of Enrollees by Quarter
	Unduplicated Number of Beneficiaries with any Claim by Quarter (by key demographic characteristics such as age, gender, and income level)
	Utilization by Primary Method and Age Group
	Total number of beneficiaries tested for any sexually transmitted disease
	Total number of female beneficiaries who obtained a cervical cancer screening
	Total number of female beneficiaries who received a clinical breast exam

Table 2: Unduplicated Number of Enrollees by Quarter

	Number of Female Enrollees by Quarter				
	14 years old and under	15-20 years old	21-44 years old	45 years old and older	Total Unduplicated Female Enrollment*
Quarter 1	5	4,331	76,571	530	81,437
Quarter 2	4	4,357	77,594	552	82,507
Quarter 3	5	4,376	77,784	564	82,729
Quarter 4	3	2,925	60,705	491	64,124

*Total column is calculated by summing columns 2-5.

Table 3: Unduplicated Number of Beneficiaries with any Claim by Age Group per Quarter in the Demonstration Year (to date)

	Number of Females Who Utilize Services by Age and Quarter					
	14 years old and under	15-20 years old	21-44 years old	45 years old and older	Total Female Users *	Percentage of Total Unduplicated Female Enrollment
Quarter 1	3	781	5,918	41	6,743	8.28%
Quarter 2	6	1,253	9,777	65	11,101	10.87%
Quarter 3	8	1,659	12,982	86	14,735	12.01%
Quarter 4	8	1,767	14,115	95	15,985	13.00%

*Total column is calculated by summing columns 2-5.

Table 4: Contraception Utilization by Age Group per Demonstration Year (to date)**

Effectiveness	Users of Contraceptives					
		14 years old and under	15 – 20 years old	21 – 44 years old	45 years old and older	Total
Most and Moderately Effective*	Numerator	5	548	3,252	13	3,818
	Denominator	8	1,767	14,115	95	15,985
Long-acting reversible contraceptive (LARC)*	Numerator	1	90	612	0	703
	Denominator	8	1,767	14,115	95	15,985
Total	Numerator	6	638	3,864	13	4,521
	Denominator	8	1,767	14,115	95	15,985

*This measure is calculated as per the Medicaid and CHIP Child and Adult Core Set measure for contraceptive care for all women.

**Guidance for Reporting on page 42-44 of the Core Set of Health Care Quality Measures for Adults Enrolled in Medicaid 2019 Technical Specifications and Resource Manual was used to calculate the measures for Table 4.

Table 5: Number Beneficiaries Tested for any STD by Demonstration Year

Test	Total Tests	
	Number	Percent of Total Enrolled Females
Unduplicated number of beneficiaries who obtained an STD test*	5,968	4.85%

*Used procedure codes:

'86592','86593','86689','86694','86695','86696','86701','86702','86703','86706','86707','86762','86803','87070','87075','87081','87086','87088','87110','87164','87205','87206','87210','87252','87270','87273','87274','87340','87341','87350','87390','87480','87481','87490','87491','87510','87511','87516','87520','87521','87522','87528','87529','87530','87534','87535','87590','87591','87592','87623','87624','87660','87661','87810','87850'

Table 6: Total Number of Female Beneficiaries who obtained a Cervical Cancer Screening

Screening Activity	Number	Percent of Total Enrolled Females
Unduplicated number of female beneficiaries who obtained a cervical cancer screening*	1,885	1.53%

*Used procedure codes:

'88141','88142','88143','88150','88152','88153','88155','88164','88165','88166','88167','88174','88175',
Reported by quarter

Table 7: Breast Cancer Screening

Screening Activity	Number	Percent of Total Enrolled Females
Unduplicated number of female beneficiaries who received a Breast Cancer Screening*	0	N/A

*Breast cancer screenings are done as part of a routine physical (evaluation and management), and as such are not able to be identified in this format.

Table 8: Post-Partum Contraceptive Care*

Screening Activity	Number	Percent of Total Enrolled Females
Among female beneficiaries between the ages of 15 to 20 who had a live birth, the percentage that was provided within 3 and 60 days of delivery, a most effective or moderately effective method of contraception.	0	0
Among female beneficiaries between the ages of 15 to 20 who had a live birth, the percentage that was provided within 3 and 60 days of delivery, a long-acting reversible method of contraception (LARC).	0	0
Among female beneficiaries between the ages of 21 to 44 who had a live birth, the percentage that was provided within 3 and 60 days of delivery, a most effective or	0	0

moderately effective method of contraception.		
Among female beneficiaries between the ages of 21 to 44 who had a live birth, the percentage that was provided within 3 and 60 days of delivery, a long-acting reversible method of contraception (LARC).	0	0

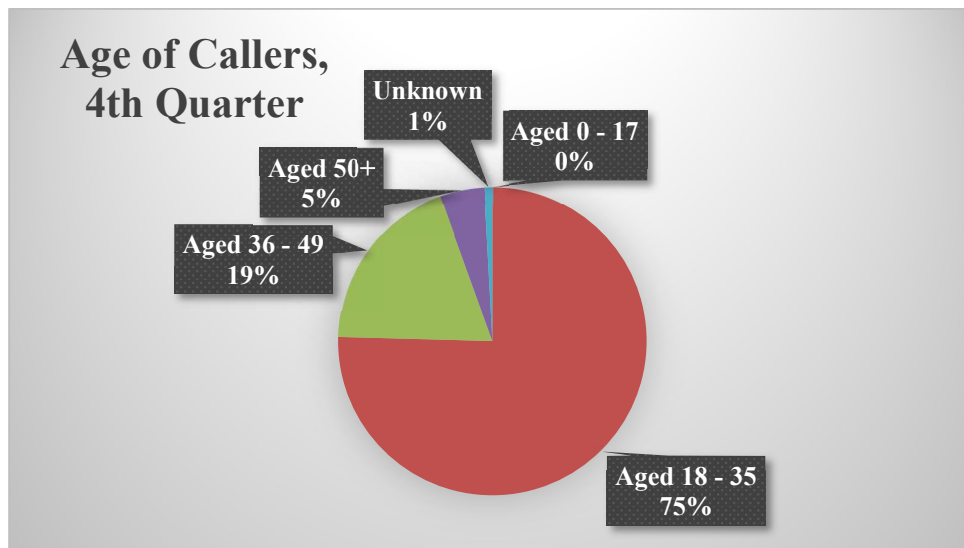
*Florida does not enroll individuals within 3 and 60 days of delivery into the Family Planning Waiver. These individuals still have access to full State Plan Medicaid coverage through 60 days postpartum.

D. Program Outreach and Education

1. General Outreach and Awareness

- a. Provide information on the public outreach and education activities conducted this demonstration quarter; and,
- b. Provide a brief assessment on the effectiveness of these outreach and education activities.

During the fourth quarter of DY 22, Florida was struggling with the impacts of the COVID-19 public health emergency. As such, there was minimal programmatic outreach and education during the quarter. However, the Florida Family Health Line, a toll-free hotline, continued to operate. It provided 472 callers with information about the Family Planning Waiver. This included 197 calls in April 2020, 125 calls in May 2020, and 150 calls in June 2020.



For the entire demonstration year, the Florida Family Health Line provided 5,142 callers with information about the Family Planning Waiver. Additionally, six counties were monitored during DY 22. Within these six counties, all requirements were met on the monitoring tools. There was a total of 180 clients that applied for Family Planning Waiver coverage within these six counties during the associated community outreach and 75 application approvals (41.7%).

E. Program Integrity

Local county health departments assist individuals who may be eligible for Florida Medicaid due to pregnancy or the Family Planning Waiver program apply for the appropriate coverage. Currently, the DCF determines eligibility for Florida Medicaid due to pregnancy and the DOH determines eligibility for the Family Planning Waiver program. However, local county health departments are able to determine presumptive eligibility for either group and provide point of care services.

F. Grievances and Appeals

There was one grievance/appeal request during the fourth quarter from an SSI/Medicare recipient who did not have coverage for Family Planning medications. Staff provided the individual with information regarding Title X medications that can be obtained on a sliding fee schedule from the local county health department. The individual subsequently withdrew her grievance/appeal request.

There was a total of 9 grievance/appeal requests across DY 22.

G. Table 9: Unduplicated Number of Beneficiaries Losing Coverage after 2-year Period of Enrollment by Demonstration Year

Annual Population 122,954	Number of Female Enrollees Losing Coverage in Demonstration Year					
	14 years old and under	15-20 years old	21-44 years old	45 years old and older	Total Females Lost Enrollment*	Percent of Total Enrolled Females
DY 22	-	10	300	2	312	0.25%

*Total column is calculated by summing columns 1-4

H. Table 10: Unduplicated Number of Beneficiaries Re-enrolled in Demonstration Year for a Subsequent 2-year Period of Eligibility*

Annual Population 122,954	Number of Female Enrollees Re-enrolled for a Subsequent 2-year Period of Eligibility					
	14 years old and under	15-20 years old	21-44 years old	45 years old and older	Total Females Re-enrolled**	Percent of Total Enrolled Females
DY 22	-	103	28,838	222	29,163	23.72%

*Eligibility is limited to 24 months following the loss of Medicaid coverage, but women may become eligible for a new 2-year period of family planning coverage upon each subsequent loss of Medicaid eligibility. This chart captures those individuals that have enrolled for multiple 2-year periods.

**Total column is calculated by summing columns 1-4

I. Annual Post Award Public Forum

The annual post award public forum was held on October 30, 2019 during the Medical Care Advisory Committee meeting from 1:00 – 3:00 pm. The meeting was publicly noticed in the Florida Administrative Register. The Agency presented an overview of the Family Planning Waiver, including information regarding enrollment and key evaluation findings. Questions and comments were regarding eligibility, enrollment processes,

service utilization, and the quarterly waiver timelines.

J. Budget Neutrality

The budget neutrality workbook for the period of April 1, 2020 through June 30, 2020 was submitted through the 1115 PMDA portal on August 19, 2020. Provided below is an overview.

	Budget	Actual	
DY 22 Expenditures	\$5,592,902	\$3,392,609	
member months	622,536	798,986	
PMPM	\$ 7.00	\$ 4.25	
Recipients enrolled during DY 22		122,954	
Actual participants in FP during DY 22		15,985	13.00%

8.04 percent (8.04%) of expensed are for evaluation and management of established patient treatment of STIs. 18.79 percent (18.79%) of expenses are in pharmacy.

Currently, the variance between budgeted and actual amounts is positive (budget neutral). Member-months utilization during DY 22 was 128%, and actual recipients’ utilization was 13%.

K. Demonstration Evaluation Activities and Interim Findings

The Agency collaborated with Florida State University (FSU) to produce an evaluation design and submitted the draft evaluation design to CMS on July 5, 2019. The Agency received comments and recommendations from CMS and worked with FSU to revise the evaluation design. The Agency received final approval of the evaluation design on February 25, 2020 and executed a new three-year Family Planning Waiver Evaluation contract on March 9, 2020, with FSU. The Agency submitted a revised Family Planning Waiver evaluation design to CMS on June 15, 2020 to focus on how Family Planning Waiver enrollees are utilizing covered health services.