



Florida Health Care Connections (FX) Executive Steering Committee (ESC)

February 25, 2025

Agenda



Topic	Objective	Speaker(s)	Approx. Duration
Opening Remarks & Roll Call	<ul style="list-style-type: none"> Review open action items and decisions from last meeting 	Arabella Reeves / Brian Meyer / Mike Magnuson	5 minutes
FX Program Updates	<ul style="list-style-type: none"> Review status FX SAS advisory workgroup update(s)/recommendation(s) 	Mike Magnuson / Jennifer Elmore	20 minutes
Change Requests & Decisions (includes public comment)	<ul style="list-style-type: none"> Change Request- MI-C-0288: Medicaid Enterprise User Provisioning System (MEUPS) Decision- PROGS-D-02: Core Contract Options Decision- PROG-D-0899: FX Strategic & Procurement Roadmaps 	Daymon Jensen Mike Magnuson / Fred Knapp Kimora McConnell	35 minutes
FX Finance & Contracting Updates	<ul style="list-style-type: none"> Review financials Review vendor scorecards, reports, and notifications Review contract changes (if applicable) 	Angie McKenny	10 minutes
FX Independent Verification & Validation (IV&V) Assessment	<ul style="list-style-type: none"> Review FX Program observations Review findings and recommendations 	Terry Sanderson	10 minutes
Other Items & Closing Remarks	<ul style="list-style-type: none"> Review statutory recommendation(s) Review action items Review next meeting date 	Mike Magnuson	10 minutes





FX Opening Remarks

Brian Meyer | FX Executive Sponsor & Medicaid Director | AHCA



Roll Call

FX@ahca.myflorida.com



FX Program Updates

Mike Magnuson | FX Program Director | AHCA



FMMIS Transition Integration Project (FTIP) Pilot

Mike Magnuson | FX Program Director | AHCA





Medicaid Enterprise System (MES) Market Scan

Jennifer Elmore | Deputy Director | North Highland (NH)

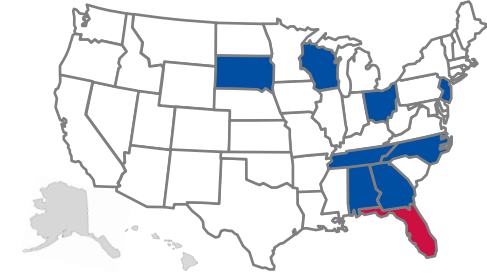


8 States Interviewed



Selected based on maturity of MES journey and similar transformation approaches.

- Medicaid modernization efforts show states in various stages with their MES transformations.
- Some states are experiencing longer than anticipated implementation timelines as they incrementally replace legacy systems and others are revising release strategies to align with lessons learned.



Florida AHCA reported 4,351,012* enrolled in Medicaid (November 2024)

State Medicaid Profile in Comparison to Florida

	FL*	AL	GA	NJ	NC	OH	SD	TN	WI
POPULATION	22.1M	4.9M	10.7M	9.1M	10.5M	11.5M	889K	7M	5.8M
% of Florida	-	22%	49%	41%	47%	52%	4%	31%	26%
MEDICAID ENROLLMENT	3.8M	953K	2M	1.7M	2.8M	2.9M	140K	1.4M	1.2M
% of Florida	-	25%	52%	46%	73%	76%	4%	38%	31%
MEDICAID SPENDING	\$34.6B	\$7.9B	\$16B	\$22.7B	\$19.4B	\$31.9B	\$1.2B	\$12.6B	\$12.1B
% of Florida	-	23%	46%	65%	56%	92%	3%	36%	35%
% MEDICAID Managed Care Organization (MCO)	78%	N/A	73%	100%	61%	86%	N/A	93%**	69%
MES Key Functions/Modules in Implementation	YES	YES	YES	YES	YES	NO	YES	YES	Yes
MES Key Functions/Modules Operational	YES	NO	YES	NO	YES	YES	YES	YES	YES

*KFF data may differ from FL AHCA data due to lags or reporting methods.

**TN's comprehensive MCO enrollment is listed as missing in the CMS report. The state reported they are 100% Medicaid managed care.

***NC's comprehensive MCO enrollment is listed as missing in the CMS report. The state reported they are 75% Medicaid managed care.

Data Source: www.kff.org – Using most recent data provided under State Health Facts: Medicaid & CHIP.

- US Population, CY2023
- Medicaid Spending FY2023 (October 1, 2022, through September 30, 2023)
- Monthly Medicaid/CHIP Enrollment, Sept 2024
- Medicaid MCO Enrollment, CY2022





FX Change Requests & Decisions

Recommendations from FX Program Finance &
Contracting Advisory Working Group



Change Request (CR)- MI-C-0288: Medicaid Enterprise User Provisioning System (MEUPS) Integration Services/Integration Platform (IS/IP)

Daymon Jensen | IS/IP Program Manager | Accenture



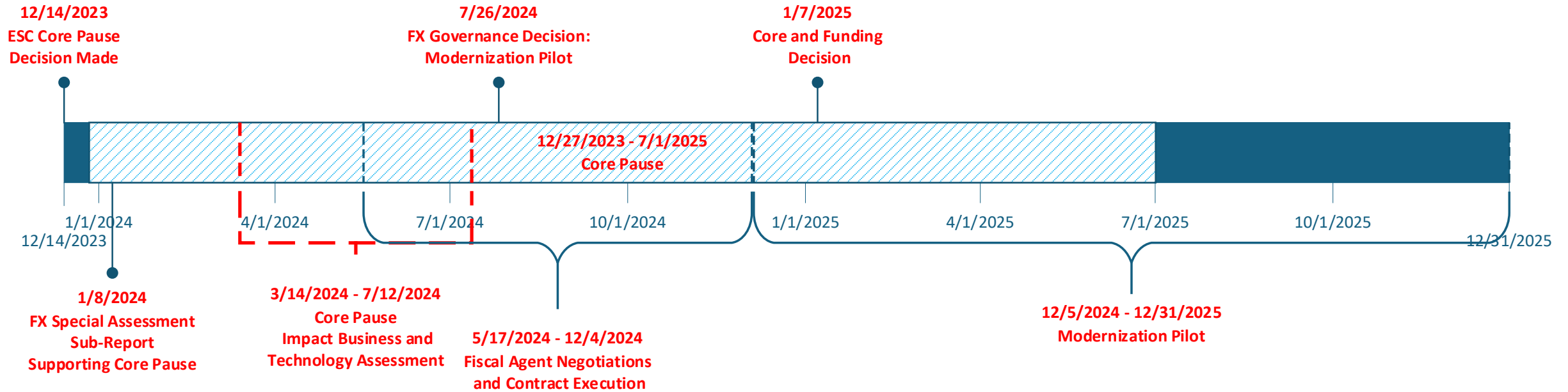


Decision- PROGS-D-02: Core Contract Options

Mike Magnuson | FX Program Director | AHCA



Core Pause Impact Assessment Timeline



Market Scan Considerations



- States are adopting incremental modernization strategies to balance innovation with operational stability
- Execute proof-of-concept projects to validate vendor capabilities and readiness for modernization, allowing for adjustments before full-scale implementation
- Adopt a phased, release-based approach for iterative improvements and reduced risk
- States need to query (Request for Information) the vendor community about potential enhancement and innovation options
- Full replacements have been challenging in other states (multi-year implementation delays, contracts terminated, certification delays)





Replacement Options FMMIS (Financial)

1. Remove the pause and continue DDI activities with the current Core Vendor in July or later
2. Reprocure the Core Module using the NASPO or other procurement option
3. Modernize and Modularize FMMIS to minimalize the scope to the claims and encounter engine in the current FMMIS as a standalone module



Replacement Options for FMMIS (Financial) Summary



Options	Projected Go-Live	Projected Budget	*Legacy Contract Extension/Amendment Required	Risk to Provider and Recipient Release	Requires Change to 25/26 FX Strategic Roadmap
1. Remove the Pause	May 2027	\$ 267,712,383	Yes	High	Yes
2. Reprocure the Core Module	November 2028	\$ 297,006,354	Yes	Medium	No
3. Modernize and Modularize (Takeover)	December 2027	\$ 258,237,809	No	Low	No

*Legacy Contract Expires December 31, 2027



Recommendation & Next Steps



- Recommendation
 - Cancel the Core Contract
- Next Steps
 - Revise Legislative Budget Request to remove Core funding (\$13.3M)
 - Revise IV-B
 - Revise federal Advance Planning Document
 - Update the FX Strategic Roadmap
 - Explore procurement options (New System or Takeover) and post Request for Information (RFI)





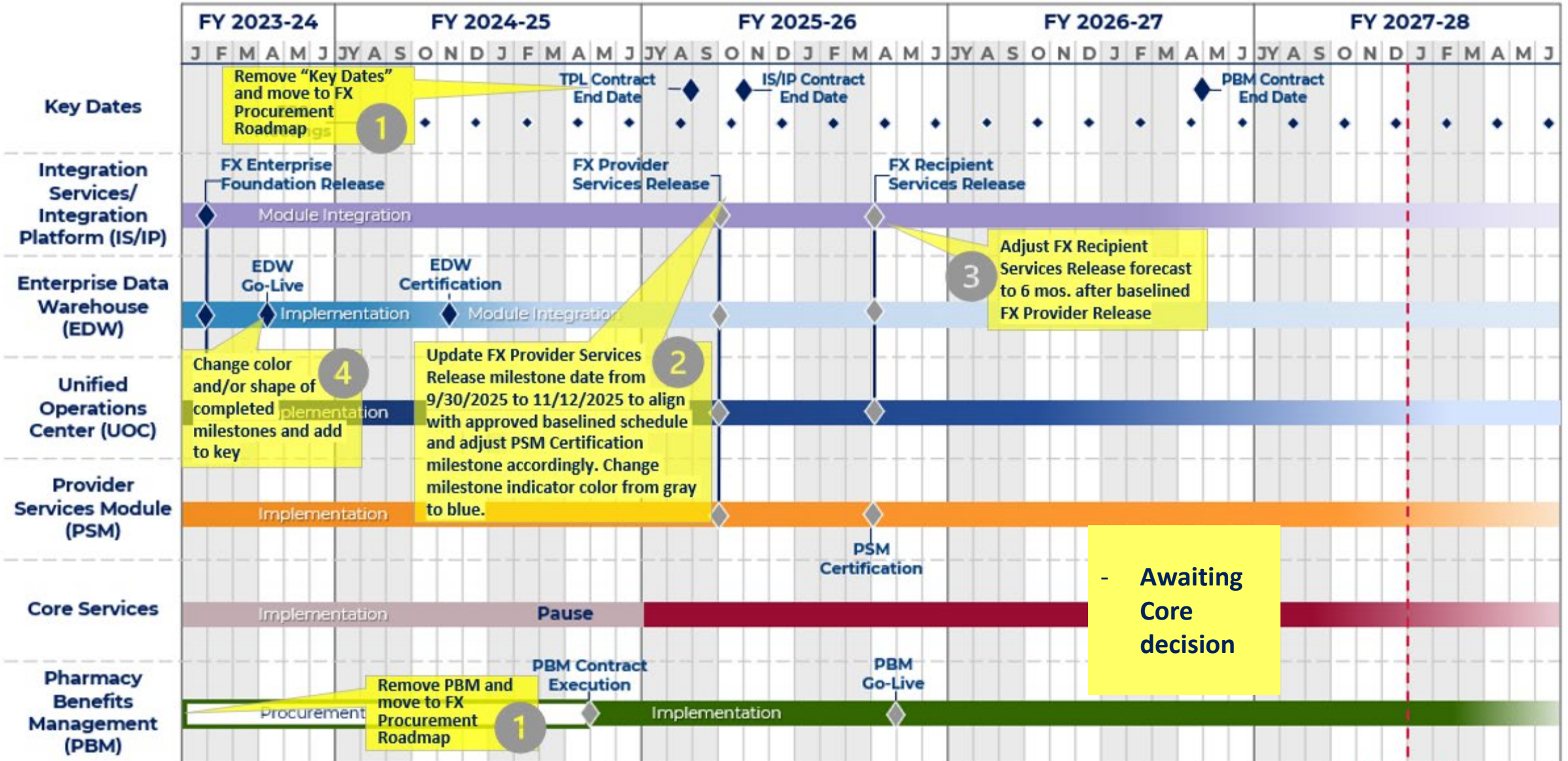
Decision- PROG-D-0899: FX Strategic & Procurement Roadmap

Kimora McConnell | FX Roadmap Manager | North Highland




FX Strategic Roadmap – Phase 3

Proposed Changes to the FX Strategic Roadmap





FX Procurement Roadmap



Legend

- Existing Contract** (Grey bar): Denotes length of current / existing contract
- Development and Review** (Light Blue bar): Includes Procurement Document Development and Agency/CMS Procurement Document Approval Routing
- Post and Review** (Dark Blue bar): Includes Posting/Review/Selection
- Award Approval / Execution** (Hatched bar): Includes Award, Contract Development and Agency/EOG/CMS Contract Approval
- Contract End** (Red diamond):

Additional Planning Items

- Choice Counseling
- Core Claims and Financial Management
- Plan Management
- Contractor Management
- Legal Case Tracking
- Enterprise Data Warehouse (EDW)
- Strategic Enterprise Advisory Services (SEAS)


Note: Anticipate overlap between existing and new contracts

Version 002 | Feb 2025





Public Comment



Voting



FX Finance & Contracting Updates

Angie McKenny | FX Contract Manager | AHCA



FY 24/25 FX Spend Plan (through December 2024)

Phase	Category	Appropriation	Incurred To-Date	Variance
1	Strategic Enterprise Advisory Services	\$ 2,000,000	\$ 905,096	\$ 1,094,904
	Independent Verification and Validation Services	\$ 3,230,996	\$ 1,615,495	\$ 1,615,501
2	FX Enterprise Project Services and Hardware/Software Renewals	\$ 17,828,703	\$ 5,382,640	\$ 12,446,063
	Integration Services/Integration Platform	\$ 13,694,981	\$ 11,374,969	\$ 2,320,012
	Enterprise Data Warehouse and Data Governance	\$ 14,427,660	\$ 5,609,662	\$ 8,817,998
	Staff Augmentation Subject Matter Expertise and Support Services	\$ 7,746,661	\$ 4,651,129	\$ 3,095,532
3	Provider Module Procurement and Implementation	\$ 7,285,601	\$ 2,709,825	\$ 4,575,776
	Unified Operations Center Implementation	\$ 25,868,222	\$ 3,725,237	\$ 22,142,985
Total		\$ 92,082,824	\$ 35,974,052	\$ 56,108,772





3rd Quarter Budget Request Summary

Quarter 3 Budget Amendment Request			
Funding Category	Amount Released to Date	Expected Spend through End of Q3	Q3 Amount Requested
FX Enterprise Project Services and Hardware/Software Renewals			
MCTF Federal	\$6,014,149	\$9,940,195	\$3,926,046
GR State	\$1,040,825	\$1,460,517	\$419,692
Total	\$7,054,974	\$11,400,712	\$4,345,738
Integration Services / Integration Platform			
MCTF Federal	\$9,026,680	\$14,540,108	\$5,513,428
GR State	\$1,866,544	\$2,731,049	\$864,505
Total	\$10,893,224	\$17,271,157	\$6,377,933
Enterprise Data Warehouse and Data Governance			
MCTF Federal	\$4,028,117	\$7,278,394	\$3,250,277
GR State	\$1,342,706	\$2,229,675	\$886,969
Total	\$5,370,823	\$9,508,069	\$4,137,246
Provider Services			
MCTF Federal	\$6,538,141	\$9,975,341	\$3,437,200
GR State	\$726,461	\$1,108,372	\$381,911
Total	\$7,264,602	\$11,083,713	\$3,819,111
Unified Operations Center			
MCTF Federal	\$5,202,387	\$6,707,325	\$1,504,938
GR State	\$1,264,669	\$745,259	\$0
Total	\$6,467,056	\$7,452,584	\$1,504,938
Strategic Enterprise Advisory Services			
MCTF Federal	\$900,000	\$1,336,368	\$436,368
GR State	\$100,000	\$148,486	\$48,486
Total	\$1,000,000	\$1,484,854	\$484,854
Independent Verification & Validation Services			
MCTF Federal	\$1,453,949	\$2,180,923	\$726,974
GR State	\$161,550	\$242,325	\$80,775
Total	\$1,615,499	\$2,423,248	\$807,749
Staff Augmentation Subject Matter Expertise (SME) and Support Services			
MCTF Federal	\$3,760,706	\$5,562,320	\$1,801,614
GR State	\$417,857	\$618,036	\$200,179
Total	\$4,178,563	\$6,180,356	\$2,001,793

SFY 2024-2025 Budget Quarter 3 (January - March)	Amount Released to Date	Expected Spend through End of Q3	Q3 Amount Requested
FX Enterprise Services & Hardware/Software	\$7,054,974	\$11,400,712	\$4,345,738
Integration Services/Integration Platform	\$10,893,224	\$17,271,157	\$6,377,933
Enterprise Data Warehouse & Data Governance	\$5,370,823	\$9,508,069	\$4,137,246
Provider Services	\$7,264,602	\$11,083,713	\$3,819,111
Unified Operations Center	\$6,467,056	\$7,452,584	\$1,504,938
Strategic Enterprise Advisory Services	\$1,000,000	\$1,484,854	\$484,854
Independent Verification & Validation Services	\$1,615,499	\$2,423,248	\$807,749
Staff Augmentation SME & Support Services	\$4,178,563	\$6,180,356	\$2,001,793
Total	\$43,844,741	\$66,804,693	\$23,479,362

Current surplus of State General Revenue (GR) for UOC - \$519,410

FX Program received an initial release of \$1,264,669 General Revenue for the Unified Operations Center (UOC) for the operational phase at 75% Federal Financial Participation (FFP). Since the UOC is still in the design, development, and implementation phase for most services at 90% FFP, the FX Program does not anticipate fully spending the initial GR release for UOC through the end of quarter 3 and requires release of federal Medical Care Trust Funds.



FX Contract Amendments Status - Summary



Vendor	Contract #	Amendment Drafted	Approved by CMS	Routing for Approval	Contract Amendment Executed
SEAS (North Highland)	MED191	100%	✓	✓	✓
IS/IP (Accenture)	MED205	100%	N/A	✓	✓
EDW (Deloitte)	EXD091	100%	✓	✓	
UOC (Automated Health Systems)	EXD106	100%		✓	
CORE (Gainwell)	EXD110	Not funded by the Legislature for FY 24/25			
PSM (HHS Technology Group)	EXD115	100%	✓	✓	✓
FMMIS (Gainwell)	MED037	100%	✓	✓	✓





Independent Verification & Validation (IV&V) Assessment

Terry Sanderson | FX IV&V Project Manager | NTT Data



Other Items & Closing Remarks

Brian Meyer | FX Executive Sponsor & Medicaid Director | AHCA



Contact Information

FX@ahca.myflorida.com

[Florida Health Care Connections](#)