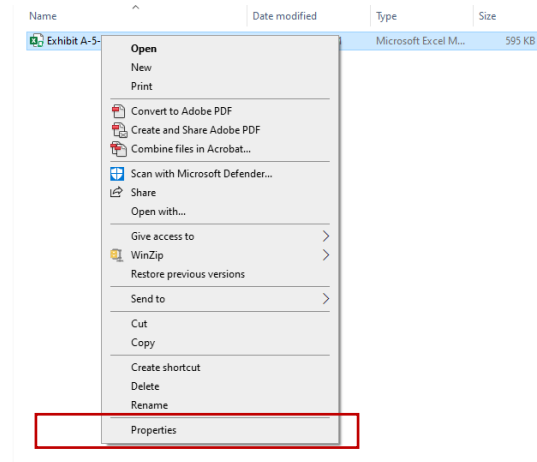
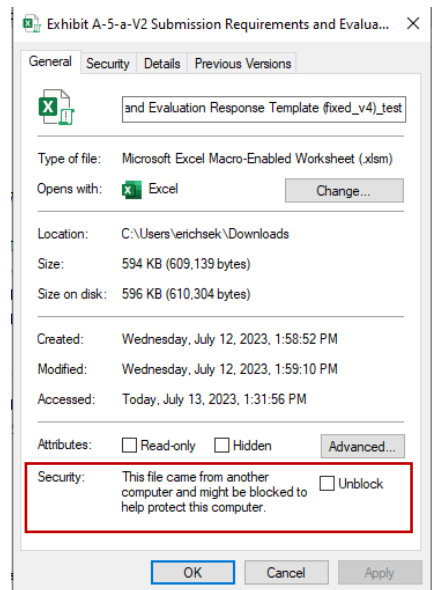


In order for the Exhibit-A-5-a template to function properly, you must enable the macros for the file.

1. Navigate to the folder where you have downloaded the excel file, right click the file, and select properties.



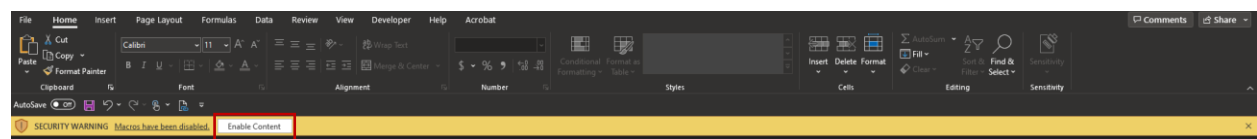
2. The following window will pop up. Click the “Unblock” checkbox.



3. After checking the checkbox, click “OK.”

4. Then open the file.

5. Right below the ribbon in Excel, there will be a yellow bar that says “SECURITY WARNING Macros have been disabled.” Click “Enable Content.”



After completing this step, the file will function as intended. Make sure to save regularly.