



# **AGENCY FOR HEALTH CARE ADMINISTRATION DATA AND TRANSPARENCY**

**House Health Care Appropriations Subcommittee  
February 22, 2023**

**Deputy Secretary's Kim Smoak and Tom Wallace**

# FLORIDA CENTER FOR HEALTH INFORMATION & TRANSPARANCY



# Florida Center Background

- Established in accordance with s. 408.05, Florida Statutes
  - Collect, compile, coordinate, analyze, index, and disseminate health-related data and statistics.
- Coordinates, receives, analyzes, and publishes data and information from more than 5,000 licensed health care facilities to:
  - Develop data-driven policies;
  - Increase transparency for consumers and stakeholders;
  - Increase the use of health information exchange; and
  - Improve health care quality.



# Transparency Websites

External facing websites managed by the Florida Center include:

- FloridaHealthFinder(<https://quality.healthfinder.fl.gov/index.html>),
- FloridaHealthPriceFinder (<https://price.healthfinder.fl.gov/#!>), and
- MyFloridaRx (<https://prescription.healthfinder.fl.gov/>).
- Florida HIE Services (<https://florida-hie.net/>)



## Office of Data Collection & Quality Assurance

The Office of Data Collection & Quality Assurance reviews and certifies patient-level discharge data from all Florida licensed hospitals, emergency rooms, and Ambulatory Surgical Centers (ASCs).

- A new data collection system will streamline processing through automation and real-time editing capabilities while improving end-to-end transparency for users.

## Office of Data Dissemination & Transparency

The Office of Data Dissemination and Transparency manages and updates Florida Health Care Quality and Cost Transparency initiatives:

- FloridaHealthFinder,
- FloridaHealthPriceFinder, and
- MyFloridaRx.

Administer Florida's statewide All Payer Claims Database, processing over **5,000 custom data orders per year**. Facilitate the State Consumer Health Information and Policy Advisory Council and the Pediatric Cardiac Technical Advisory Panel.

## Office of Health Information Exchange (HIE) & Policy Analysis

The Office of HIE & Policy Analysis administers and governs the Florida HIE Services including the Encounter Notification Service (ENS) which provides admit, discharge, and transfer alerts in real time to participating healthcare providers.

Administers the Medicaid Promoting Interoperability Program which supports the adoption and meaningful use of electronic health records.

- Over **\$591M in incentive payments to over 9,000 providers**.



# Data Dissemination and Transparency Websites

## FloridaHealthFinder

- Provides Floridians with available and easy to understand healthcare performance and quality data.
- Information is updated nightly from the Agency's electronic licensure databases.
- Provider profile pages offer access to important licensure, certification, and owner information.
- Links to regulatory compliance documents such as inspection reports and legal orders.

## FloridaHealthPriceFinder

- Section 408.05, Florida Statutes was amended in 2016 to increase transparency of health care costs for consumers.
- FloridaHealthPriceFinder was created to provide consumer-focused cost data on common services or "care bundles".
- Prices are created based on millions of paid claims from numerous large insurance companies.

## MyFloridaRx

- Mandated by s. 408.062(1)(h), Florida Statutes to provide retail prices of pharmacies for the 300 most dispensed drugs.
- MyFloridaRx website data is refreshed monthly with data on pharmacies dispensing at least one of the **300** most dispensed drugs to consumers receiving Medicaid assistance.



# Health Care Transparency Landing Page

- Designed to serve as launching point to all the Agency's Health Care Transparency websites.

Easy to navigate buttons to all 3 health care transparency websites and Florida Cancer Connect



The screenshot shows a landing page for the Agency for Health Care Administration, State of Florida. The header features the agency logo on the left, navigation links (ABOUT, TRANSPARENCY TOOLS, PRIORITIES, CONTACT) in the center, and four red buttons (QUALITY, PROCEDURE PRICE, PRESCRIPTIONS, CANCER) on the right. The main content area has a dark blue background with a map of Florida and the following text:

IMPROVING HEALTH CARE TRANSPARENCY

**EMPOWERING FLORIDIANS TO MAKE INFORMED HEALTH CARE DECISIONS**

Every day, we look for ways to improve health care in Florida. We've built strong partnerships and relationships with stakeholders at all levels in communities around the state.



# Health Care Transparency Features

Content generating tool to link directly to Agency events and/or notifications, including social media posts

**HEALTH CARE PRIORITIES**

**PRESCRIPTION DRUG TRANSPARENCY FOR FLORIDA**

**Governor Ron DeSantis Takes Additional Actions to Lower Prescription Drug Prices For Floridians**

Governor Ron DeSantis issue Executive Order 22-164 to drive transparency...

[READ MORE](#)

**Visitation RIGHTS**

**Governor Ron DeSantis Signs Bill to Guarantee Visitation Rights for Patients and Families**

Governor Ron DeSantis signed SB 988, the No Patient Left...

[READ MORE](#)

**Let Kids Be Kids.**

**AHCA Releases Generally Accepted Professional Medical Standards Determination**

The Agency for Healthcare Administration (Agency) released a Generally Accepted...

[READ MORE](#)

**ADDITIONAL HEALTH CARE TRANSPARENCY RESOURCES**

The Florida Agency for Health Care Administration provides for licensure, regulation, and transparency of Florida's health facilities, and for providing information to Floridians about the quality of care they receive.

- LOCATE EMERGENCY GENERATORS**
- PATIENTS' RIGHTS**

Links to additional Agency resources





# FloridaHealthFinder Consumer Resources



Compare Care – quality performance measures and comparisons



Facility Locator – facility profile information



Health Care Data – prepackaged and ad hoc health care data reports



Educational Resources – consumer guides and other resources



Pricing Tool – pricing on common services (care bundles)



# Florida Health Finder (Quality)

The screenshot shows the FloridaHealthFinder website. At the top left is the logo and text: "FloridaHealthFinder a service of the Agency for Health Care Administration". To the right are navigation buttons for "Compare", "Price", and "Locate", along with a search bar. The main banner features the text: "Working FloridaHealthFinder.gov is your site for Easy access to health care information. Studies show that public reporting of provider performance is a key element that promotes enhanced patient care and consumer choice." Below this is a prominent button labeled "Locate a Facility or Provider" with a right-pointing arrow. At the bottom of the banner is the AHCA logo and a mission statement: "Our mission is 'Better Health Care for All Floridians.' As champions of that mission, we are responsible for the administration of the Florida Medicaid program, licensure and regulation of Florida's health facilities and providing information to Floridians about the quality of care they receive." Below the banner is a list of resource links: "Transparency Resources - Florida Patients Right to Know", "Health Care Resources", "Health Care Education", "Health Care Researcher Data - Order Data/Data Dictionary", "Health Information Technology", and "AHCA Resources".

Compare Health Care Provider Quality Ratings

Locate Providers and View Detailed Profiles

FHF QR Code:



# Searching for a Facility or Provider

1. Click the Locate a Facility or Provider button on the homepage
2. Search by Facility Type/Location OR search by proximity
3. If searching by facility:
  - Complete search criteria
  - Facility type is the minimum information required

**General Search**

Facility/Provider Type:  (Required)

Community Residential Home:  Please be advised that local zoning authorities may have additional restrictions or requirements not under the jurisdiction of the Agency for Health Care Administration. Contact your local zoning authorities for any specific requirements. See also [419.001 F.S.](#)

License Status:

Name:

Street Address:

City:

Zip Code:

County:

AHCA Number (File Number):

AHCA Field Office:

License Number:

Affiliated Individual/Entity:

Profit Status:

Current Emergency Actions:

Baker Act Receiving Facility:   
(Hospitals and Crisis Stabilization Units Only)

**Advanced Search (Optional - Click on down arrow for options)**



# Locating a Facility or Provider

## Facility/Provider Search Results

View the results below or to sort by a different column, use the drop-down box. Click the facility/provider name to view more details. Owner, Administrator/CEO, Controlling Interest information may be viewed by selecting Export to Excel. Click the automobile icon for driving directions. See the [GLOSSARY](#) for definitions on the facilities/providers.

You may also view [reports of frequently requested information](#).

- Include Controlling Interest in Excel Export
- Include Emergency Power Plan data in Excel Export (ALFs and nursing homes only)

Note: Including controlling interest may cause providers to be listed more than once.

Export to Excel

Print

Start Over

Name	Type	Street Address	City	State	Zip	Phone Number	Licensed Beds
<a href="#">ADVENTHEALTH ALTAMONTE SPRINGS - 120004</a>	Hospital	601 E ALTAMONTE DR	ALTAMONTE SPRINGS	FL	32701	(407) 303-2200	393
<a href="#">ADVENTHEALTH APOPKA - 120003</a>	Hospital	2100 OCOEE APOPKA RD	APOPKA	FL	32703	(407) 609-7000	120
<a href="#">ADVENTHEALTH CARROLLWOOD - 100069</a>	Hospital	7171 N DALE MABRY HWY	TAMPA	FL	33614	(813) 932-2222	119
<a href="#">ADVENTHEALTH CELEBRATION - 23960017</a>	Hospital	400 CELEBRATION PL	CELEBRATION	FL	34747	(407) 764-4000	357
<a href="#">ADVENTHEALTH CONNERTON - 23960082</a>	Hospital	9441 HEALTH CENTER DR	LAND O LAKES	FL	34637	(813) 903-3700	77
<a href="#">ADVENTHEALTH DADE CITY - 100211</a>	Hospital	13100 FORT KING RD	DADE CITY	FL	33525	(352) 521-1100	120
<a href="#">ADVENTHEALTH DAYTONA BEACH - 100169</a>	Hospital	301 MEMORIAL MEDICAL PKWY	DAYTONA BEACH	FL	32117	(386) 231-6000	362
<a href="#">ADVENTHEALTH DELAND - 100045</a>	Hospital	701 W PLYMOUTH AVE	DELAND	FL	32720	(386) 943-4522	170
<a href="#">ADVENTHEALTH EAST ORLANDO - 100021</a>	Hospital	7727 LAKE UNDERHILL RD	ORLANDO	FL	32822	(407) 303-8110	295

View results and export, print, or initiate a new search OR select a facility to view their Provider Profile



# Provider Profile

## ADVENTHEALTH CELEBRATION

[Back to Results](#)



[Print Hospital Quality Measures and Patient Safety Information](#)

### Street Address

400 CELEBRATION PL  
CELEBRATION, FL 34747  
Phone: (407) 764-4000  
County: Osceola

[Get Directions](#)

### Mailing Address

900 HOPE WAY  
ATTN: REGULATORY ADVOCACY  
ALTAMONTE SPG, FL 32714-1502  
County: Seminole

Website: <http://www.ADVENTHEALTHCELEBRATION.com>  
Accredited by: DNV Healthcare

### Emergency Actions:

None

### AHCA Reports:

[Inspection Reports](#)  
[Inspection Details](#)

Facility/Provider Type: Hospital  
Chief Executive Officer: BRIAN ADAMS  
Financial Officer: DOUGLAS HILLIARD  
Owner/Licensee: ADVENTIST HEALTH SYSTEM/SUNBELT INC  
Owner/Licensee Since: 6/13/1998

[+ Controlling Interest for ADVENTIST HEALTH SYSTEM/SUNBELT INC](#)

Profit Status: Not-For-Profit

Licensed Beds: 357

Bed Types:

Acute Care : 347

NICU Unit : 10

AHCA Number (File Number): 23960017

AHCA Field Office: 07

License Number: 4369

Current License Effective: 12/21/2022

Important links to Regulatory/ Compliance History and Inspection Reports

Expand to show controlling interest information





# Profile Page: Comparing Quality and/or Pricing

## Compare Quality and/or Pricing:

Compare - Hospitals

## Services/Characteristics:

Classification :	Class 1 Hospital
Emergency Department :	Yes
Emergency Services :	Anesthesia, Burns, Cardiology, Cardiovascular Surgery, Colon & Rectal Surgery, Emergency Medicine, Endocrinology, Gastroenterology, General Surgery, Gynecology, Hematology, Hyperbaric Medicine, Internal Medicine, Nephrology, Neurology, Neurosurgery, Obstetrics, Ophthalmology, Oral/Maxillo-facial Surgery, Orthopedics, Otolaryngology, Plastic Surgery, Podiatry, Psychiatry, Pulmonary Medicine, Radiology, Thoracic Surgery, Urology, Vascular Surgery
Programs :	Comprehensive Stroke Center, Level 2 Adult Cardiovascular Services, Neonatal Intensive Care Unit Level II
Special Designation :	Statutory Teaching Hospital
Baker Act Receiving Facility :	No

## Consumer Guides:

A Patient's Guide to a Hospital Stay

Patient Safety

Health Care Advance Directives



# Compare Results: Hospital

## Hospitals Summary

**Time Period: April 2021-March 2022**  
**15 Day Readmission rate: January 2021-December 2021**  
**HCAHPS Time Period: October 2020-September 2021**  
**Infection Rate Time Period: October 2020-September 2021**

**Find facilities in your area** 📍 Tallahassee, FL ▾

**LOCATION:**  **SELECT RANGE:**  
[Show Results](#)
[Show All Facilities](#)
[Advanced Search](#)

Summary  
 HCAHPS (Hospital Consumer Assessment of Healthcare Providers and Systems)

Facility./City	County	Total Hospitalizations	Sanctions / Final Orders	Healthcare Associated Infections						HCAHPS Summary Rating	Average Length of Stay	15 day Readmission Rate	View Quality Report Card	Care Bundling
				Catheter Associated Urinary Tract Infection (CAUTI)	Central-line Associated Bloodstream Infection (CLABSI)	Clostridium Difficile Infections (C. diff)	Methicillin-resistant Staphylococcus aureus (MRSA)	Surgical Site Infection from Colon Surgery (SSI-Colon)	Surgical Site Infection from Abdominal Hysterectomy (SSI-Hysterectomy)					
<b>STATEWIDE RESULTS</b>		<b>2,695,520</b>								<b>N/A</b>	<b>5.1 Days</b>	<b>6.35%</b>		
<b>CALHOUN-LIBERTY HOSPITAL BLOUNTSTOWN</b>	Calhoun	206	9	N/A	N/A	N/A	N/A	N/A	N/A	N/A	4.8 Days	3.59%		

Time Period(s) for Displayed Data

Refine Search Area as Needed

Select Data Type

Sort by Column

Advanced Search Options

Statewide Averages for Benchmarking

Link to Detailed Quality Reports

Link to Price Estimates



# Hospital Quality Measures

## 23960017 ADVENTHEALTH CELEBRATION

400 CELEBRATION PL  
CELEBRATION, FL 34747

[Back to Results](#)

### Overall Performance

		Statewide
Total Visits:	21792	2695520
Risk Adjusted Average Length of Stay:	4.9 days	5.1 days
* 15-day Overall Readmission Rate:	5.96% (As Expected)	6.35%

\* Time period for readmission data

### Performance and Readmissions by Medical Condition or Procedure

Adults Ages 18+

- [+ Bones and Joints](#)
- [+ Brain and Nervous System](#)
- [+ Cancer](#)
- [+ Diabetes/ Endocrinology/ Metabolism](#)
- [+ General Medical Information](#)
- [+ Heart and Circulatory System](#)
- [+ Lungs](#)
- [+ Surgery](#)
- [+ Women's Health / Deliveries](#)

### + Diabetes/ Endocrinology/ Metabolism

#### - General Medical Information

Procedure	Statewide	Facility	Risk Adjusted Average	
			Length of Stay	15-Day Readmission Rate
Acute Pancreatitis	17516	89	3.4	6.87% (As Expected)
Cellulitis	27131	181	4.2	6.51% (As Expected)
Convulsions (Seizures)	19378	158	3.5	1.05% (Lower than Expected)
Diverticulosis / Diverticulitis	18799	127	3.5	4.21% (As Expected)
Gastrointestinal Hemorrhage	33684	189	4.2	9.85% (As Expected)
Hypovolemia (Low Blood Volume)	7077	N/A	N/A	N/A
Inflammatory Bowel Disease	6415	72	4.3	7.84% (As Expected)
Kidney Injury or Disease	48268	187	5.0	7.27% (As Expected)
Migraine & Other Headaches	4328	68	2.5	3.53% (As Expected)
Non-Bacterial Gastroenteritis, Nausea & Vomiting	18656	136	2.8	4.07% (As Expected)
Septicemia (blood poisoning)	185623	1621	7.6	7.21% (As Expected)
Sickle Cell Disease	8099	97	6.0	6.88% (Lower than Expected)
Syncope (fainting)	14403	80	2.8	0.00% (As Expected)
Urinary Stones	7663	38	3.1	4.35% (As Expected)
Urinary Tract Infection	38841	218	3.7	3.76% (As Expected)

### + Heart and Circulatory System

### AHRQ Patient Safety Indicators

#### - Patient Safety Indicators

Patient Safety Indicator	Statewide	Facility	Risk Adjusted Mortality
			Rate
Iatrogenic pneumothorax	1979072	12967	0.02% (As Expected)
Postoperative hip fracture	1685410	12212	0.00% (As Expected)
Postoperative pulmonary embolism or deep vein thrombosis	470261	4455	0.37% (As Expected)
Pressure ulcer (bed or pressure sore)	1346541	8730	0.08% (As Expected)





# Florida Health Price Finder (Procedure Prices)

- Provides average negotiated rate among participating payers for 291 common medical services
- Based on paid health insurance claims
- Can be searched by service name or by county using the new map



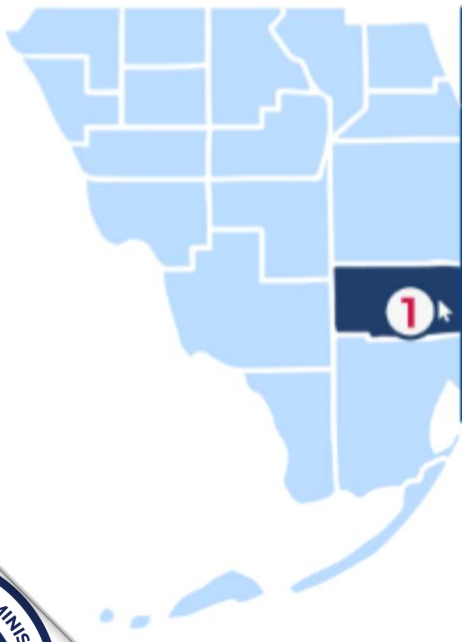
The screenshot shows the Florida Health Price Finder website. At the top left is the logo for 'HEALTH PRICE FINDER HEALTH CARE TRANSPARENCY' with a map of Florida. To the right is a search bar with the text 'Search for a care bundle or test' and a 'Search' button. Further right is a dropdown menu for 'Broward County' and a 'Browse A-Z' button. On the far right is a 'Choose County' button with a location pin icon. The main banner features a photograph of a man speaking at a podium with a sign that says 'PATIENT SAVINGS ACT FOR FLORIDA'. Overlaid on the banner is the text 'CONNECTING FLORIDIANS TO LOWER HEALTH CARE PRICES'. Below the banner is the title 'FloridaHealthPriceFinder' and a paragraph: 'This website was developed by the Agency for Health Care Administration (AHCA) as a consumer-focused website that utilizes data from the Florida All-Payers Claims Database (APCD) to show prices of nearly 300 common services or "care bundles".' To the right of this paragraph is a large number '291' followed by the text 'The number of care bundles presenting events provided by qualified health care professionals.' Below this is a map of Florida and a paragraph: 'Bundles include a detailed breakdown of the steps and costs of a procedure and related procedures. This is the information you need to be better informed about what lies ahead of you.' To the right of this paragraph is a blue square icon with a white dollar sign.

# HOW IT WORKS

With a simple search, you can use **FloridaHealthPriceFinder** to compare health procedure prices in Florida.

**2** Locate Health Care Bundle Prices

County:  Bundle Name:



**Broward**

**\$3,096** Median Price **BROWARD - ABNORMAL UTERINE BLEEDING**  
Hover over other counties to view same bundle pricing, if available.

**Your Care Bundle**  
The care bundle includes the steps and procedures that are part of a typical treatment plan for that care bundle. Costs are broken out by step.

	TOTAL	
NATIONAL	\$409	\$686
STATE (FL)	\$356	\$728
Broward County	\$392	\$832

**3** [click to see more](#)

**1** Hover over counties to see summary information including the number of bundles and the per member (PM) per month price.

**2** Use the drop-downs to filter the map by county and bundle name and then click submit.

## Locate Health Care Bundle Prices

County:  Bundle Name:



**3** Select "click to see more" within the results pane to see detailed care bundle information based on your selections.



# Knee Replacement

CARE BUNDLE OVERVIEW

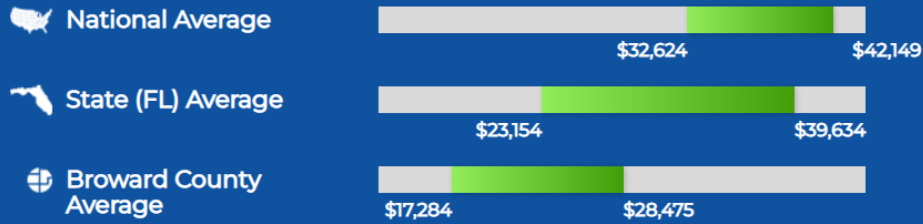
WHAT'S NEXT

RELATED CARE BUNDLES

## Care Bundle Overview

This surgery replaces the major parts of the knee joint with a man-made or artificial joint, called a prosthesis. This care bundle includes a visit with the surgeon before the surgery, 12 visits with a physical therapist after surgery and 2 visits with the surgeon after surgery.

## Cost Overview



Our prices are estimates based on an average and may not be your actual costs. Your costs may be higher or lower for a number of reasons. To find more on why your costs may be different than what we show, click [here](#).

To see a more detailed cost breakdown, please click the price of the facility below.

UNIVERSITY HOSPITAL AND MEDICAL CENTER	\$36,609
MEMORIAL REGIONAL HOSPITAL	\$16,329
MEMORIAL HOSPITAL MIRAMAR	\$16,874
CLEVELAND CLINIC HOSPITAL	\$28,250
MEMORIAL HOSPITAL WEST	\$14,266


## Your Care Bundle

The care bundle includes the steps and procedures that are part of a typical treatment plan for that care bundle. Costs are broken out by step.

### STEP 1

#### Office Visit with Specialist for Evaluation

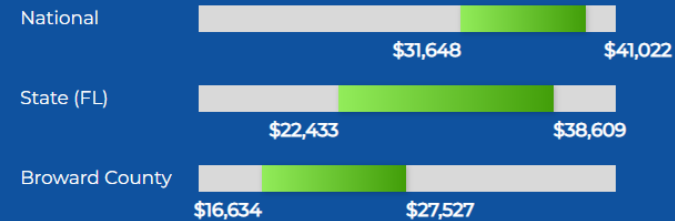
A visit with a specialist for a detailed evaluation and treatment of your symptoms



### STEP 2

#### Total Knee Replacement (TKR)

Surgery to replace a diseased or damaged knee joint with manmade parts



### STEP 3

#### Outpatient Physical Therapy/Rehabilitation

What's Next button

provides:

- what a consumer can expect with this service,
- suggests questions to ask a provider, and
- Tips on how to prepare to positively affect the outcome

Service Cost Overview including national average, state average, and county average

Service costs in various hospitals in the county



# MyFloridaRx Website (Prescriptions)

- Specific Appropriation 229 provided funding to modernize MyFloridaRx website in FY 22-23
  - Displays differences in prescription drug costs across Florida's counties
- Modernization and updates include:
  - Updated look and feel
  - Interactive Florida map displaying county level data
  - Expanded minimum displayed drugs to 300 most commonly prescribed drugs to consumers with Medicaid.







## THE PHARMACEUTICAL INDUSTRIAL COMPLEX IS WINNING **FLORIDA IS FIGHTING BACK**

In 2003, Congress passed the Medicare Modernization Act. After 16 years of Federal Inaction, Governor DeSantis called on the federal government to Act on Canadian Drug Importation. During that same time, outpatient prescription drug prices rose 181%.

[LEARN MORE →](#)

### **MyFloridaRX**

MyFloridaRX Prescription Drug Price Locator combines prescription drug data to shed light on pharmaceutical costs among individuals covered by Medicare,

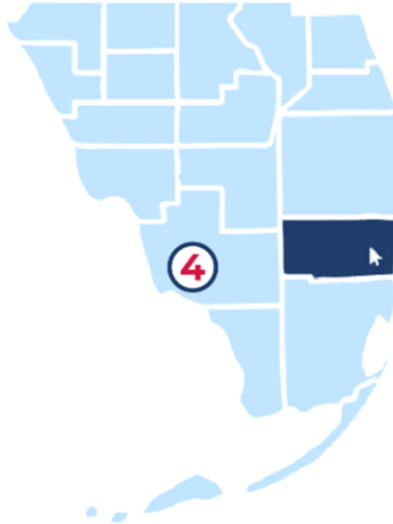


# How It Works

With a simple search, you can use MyFloridaRX to find affordable prescriptions in Florida.

**Locate Prescription Drug Prices**

1 County: Select A-Z 2 Drug Name: Select Submit



**Broward** Search by city: 6 X

Name	Drug Name	Quantity	Price \$	3	City \$
WAL-MART STORES EAST, LP 360 UNIVERSITY DRIVE MIAMI, FL 33025	IBUPROFEN 800 MG TABLET, LEGACY PHARMACEUTICAL PACKAGING, LLC	30	\$5.47		MIAMI
WAL-MART STORES EAST, LP 83 SW 18TH AVE POMEREOKE PINES, FL 33029	IBUPROFEN 800 MG TABLET, LEGACY PHARMACEUTICAL PACKAGING, LLC	30	\$5.47		POMEREOKE PINES
WAL-MART STORES EAST, LP 4001 S. PINE ISLAND RD DAVE, FL 33028	IBUPROFEN 800 MG TABLET, LEGACY PHARMACEUTICAL PACKAGING, LLC	30	\$5.47		DAVE
WAL MART PHARMACY 10 087 3801 TURBLE CREEK DRIVE CORAL SPRING, FL 33071	IBUPROFEN 800 MG TABLET, LEGACY PHARMACEUTICAL PACKAGING, LLC	30	\$5.47		CORAL SPRING
WAL-MART STORES EAST, LP 885 N PINE ISLAND RD PLANTATION, FL 33322	IBUPROFEN 800 MG TABLET, LEGACY PHARMACEUTICAL PACKAGING, LLC	30	\$5.47		PLANTATION

1 Use the drop-down to filter the map by county or select a county on the map.

## Locate Prescription Drug Prices

Select A-Z Select Submit

2 After selecting a county, select a drug name from the drop-down filter and then click submit to display the results.

3 Use the sort function to sort by price or city.

4 To compare prices with another county, use the map to select a different county.



Leon

Search By City



Export



Name	Drug Name	Quantity	Price ^	City
<b>WALMART PHARMACY 10-1077</b> 3535 APALACHEE PARKWAY TALLAHASSEE, FL 32311	ALBUTEROL SUL 2.5 MG/3 ML SOLN; MYLAN PHARMACEUTICALS, INC.	75	\$9.75	TALLAHASSEE
<b>WAL-MART PHARMACY</b> 4400 WEST TENNESSEE ST. TALLAHASSEE, FL 32304	ALBUTEROL SUL 2.5 MG/3 ML SOLN; MYLAN PHARMACEUTICALS, INC.	75	\$9.75	TALLAHASSEE
<b>WAL-MART PHARMACY 10-4427</b> 3221 N MONROE STREET TALLAHASSEE, FL 32303	ALBUTEROL SUL 2.5 MG/3 ML SOLN; MYLAN PHARMACEUTICALS, INC.	75	\$9.75	TALLAHASSEE
<b>WAL-MART PHARMACY 10-4520</b> 4021 LAGNIAPPE WAY TALLAHASSEE, FL 32317	ALBUTEROL SUL 2.5 MG/3 ML SOLN; MYLAN PHARMACEUTICALS, INC.	75	\$9.75	TALLAHASSEE
<b>CVS PHARMACY 00710</b> 1708 N MONROE ST TALLAHASSEE, FL 32303	ALBUTEROL SUL 2.5 MG/3 ML SOLN; MYLAN PHARMACEUTICALS, INC.	75	\$20.59	TALLAHASSEE
<b>CVS PHARMACY 04469</b> 1819 W TENNESSEE ST TALLAHASSEE, FL 32304	ALBUTEROL SUL 2.5 MG/3 ML SOLN; MYLAN PHARMACEUTICALS, INC.	75	\$20.59	TALLAHASSEE

2/12/23, 9:34 AM MyFloridaRX - Prescription Drug Prices

Leon

Name	Drug Name	Quantity	Price ^	City
<b>WALMART PHARMACY 10-1077</b> 3535 APALACHEE PARKWAY TALLAHASSEE, FL 32311	ALBUTEROL SUL 2.5 MG/3 ML SOLN; MYLAN PHARMACEUTICALS, INC.	75	\$9.75	TALLAHASSEE
<b>WAL-MART PHARMACY</b> 4400 WEST TENNESSEE ST. TALLAHASSEE, FL 32304	ALBUTEROL SUL 2.5 MG/3 ML SOLN; MYLAN PHARMACEUTICALS, INC.	75	\$9.75	TALLAHASSEE
<b>WAL-MART PHARMACY 10-4427</b> 3221 N MONROE STREET TALLAHASSEE, FL 32303	ALBUTEROL SUL 2.5 MG/3 ML SOLN; MYLAN PHARMACEUTICALS, INC.	75	\$9.75	TALLAHASSEE
<b>WAL-MART PHARMACY 10-4520</b> 4021 LAGNIAPPE WAY TALLAHASSEE, FL 32317	ALBUTEROL SUL 2.5 MG/3 ML SOLN; MYLAN PHARMACEUTICALS, INC.	75	\$9.75	TALLAHASSEE
<b>CVS PHARMACY 00710</b> 1708 N MONROE ST TALLAHASSEE, FL 32303	ALBUTEROL SUL 2.5 MG/3 ML SOLN; MYLAN PHARMACEUTICALS, INC.	75	\$20.59	TALLAHASSEE
<b>CVS PHARMACY 04469</b> 1819 W TENNESSEE ST TALLAHASSEE, FL 32304	ALBUTEROL SUL 2.5 MG/3 ML SOLN; MYLAN PHARMACEUTICALS, INC.	75	\$20.59	TALLAHASSEE
<b>CVS PHARMACY 05025</b> 1875 CAPITAL CIR NE TALLAHASSEE, FL 32308	ALBUTEROL SUL 2.5 MG/3 ML SOLN; MYLAN PHARMACEUTICALS, INC.	75	\$20.59	TALLAHASSEE

<https://prescription.healthfinder.fl.gov>

1/2



# Florida Health Information Exchange (HIE)

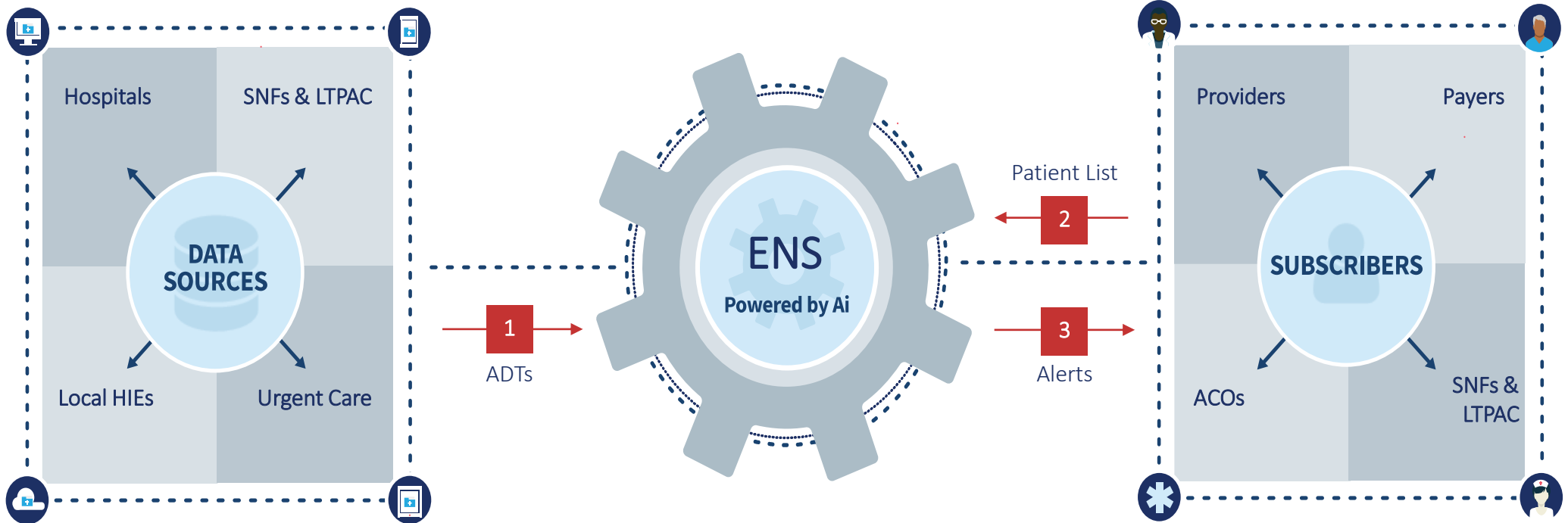
- Created by the Agency in 2011 to facilitate secure, statewide exchange of health information between covered entities.
- The Agency governs the Florida HIE and contracts with Audacious Inquiry to manage the technical infrastructure and day-to-day operations. Primary services of the HIE include:
  - The Encounter Notification Service (ENS),
  - Query Services, and
  - Direct Messaging.
- No cost to the Agency; fees paid by participants to the vendor.





# Encounter Notification Service (ENS)

Provides real-time notice of patient health care encounters:



Data Sources (Hospitals, SNFs, and others) send real-time admit and discharge data to ENS.

ENS compares patient info between ADTs and patient lists and, if a match occurs, sends alerts to appropriate subscribers.

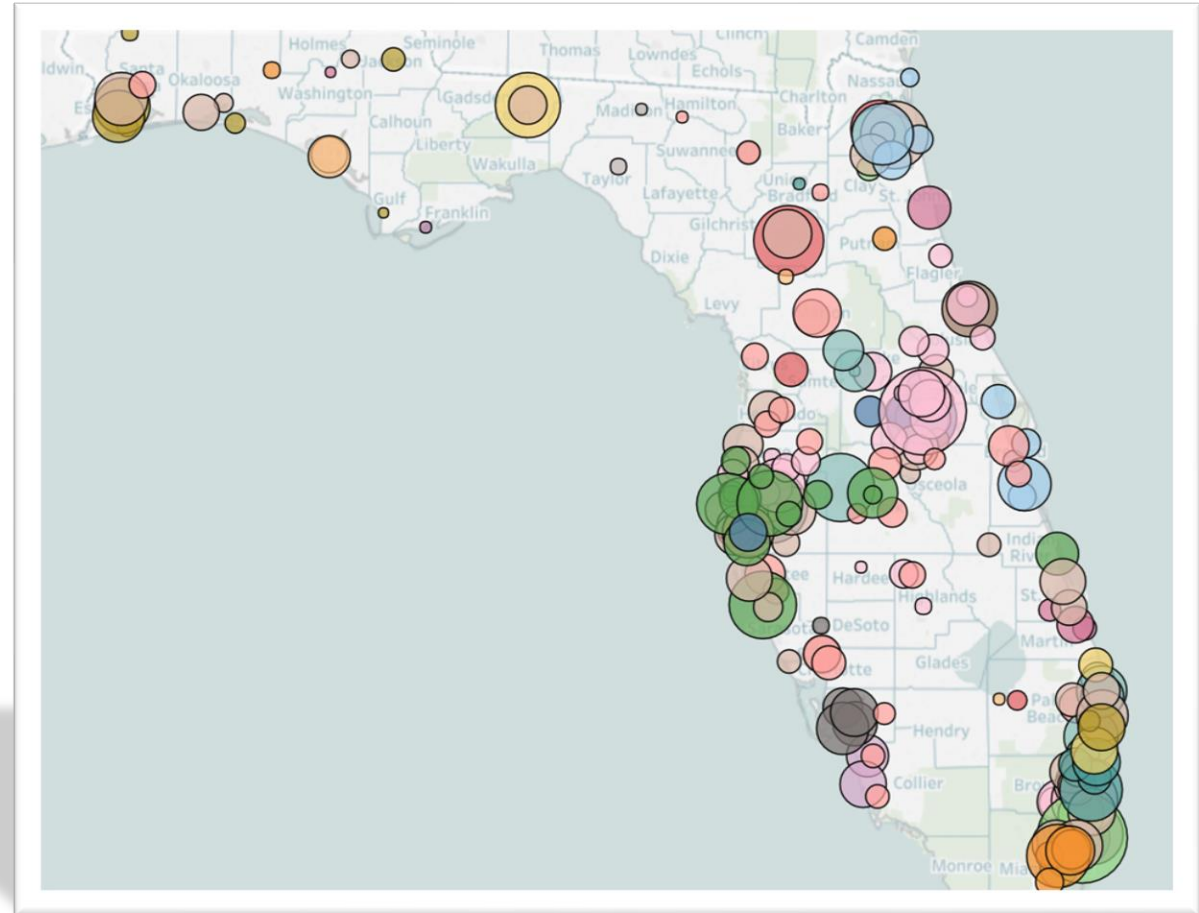
Subscribers (with patient consent) provide a list of patients on whom they wish to receive notifications. Lists are regularly refreshed.









# ENS Data Sources

Over 700 participating data sources in Florida

- 95% of Licensed Acute Care Hospital Beds
- 89% of Rehabilitation Beds
- 225 Skilled Nursing Facilities
- 5 Crisis Stabilization Centers
- 70 Home Health Agencies
- 64 Urgent Care Centers
- Statewide EMS Treat-and-Release
- All 67 County Health Departments



# ENS Benefits

-  Reduce hospital readmissions, ED visits, length of stay, and associated costs
-  Improve care coordination and transitions of care
-  Increase revenue & cost savings
-  Increase patient engagement and satisfaction
-  Improve quality of care and outcomes
-  Identify other providers involved in patient care

Medicaid Plans and many providers receive ENS alerts, which they use to:

- Learn when their patients are admitted to and discharged from a hospital, to better coordinate continued care and reduce preventable readmissions.
- Facilitate care coordination between health care organizations, including communication between Medicaid Plans, the hospital, and primary care providers.



# FLORIDA HOSPITAL UNIFORM REPORTING SYSTEM (FHURS)



# AUTHORITY

**Section 408.061, F.S.**



Gives the Agency the authority to collect financial data

**Rule 59E-5.102, F.A.C.**



Authorizes the FHURS as the standard for reporting financial data



# WHAT IS REQUIRED?

- Within 120 days of a Hospital's fiscal year end the hospital must file:
  - FHURS Schedules
    - Detail balance sheet and income statement data
    - Demographic data such:
      - Occupancy
      - Bed-size
      - Payer types
      - Patient days
  - Audited Financial Statements of the Hospital
  - Certification Form Signed by CEO and CFO



# AGENCY'S RESPONSIBILITIES

- Review the FUHRS data within 90 days and determine if:
  - The filing is complete.
  - The filing conforms with all Rules and FHURS instructions.
  - The data is mathematically accurate, reasonable, and supported by the audit.
- If the above are not met, a notice of violation will be sent to the hospital.



# WHAT IS THE FHURS DATA USED FOR?

- Public Medical Assistance Trust Fund (PMATF)
  - 1.5% of Inpatient revenues and 1.0% of Outpatient revenues
- Hospital Assessment
  - 0.04% of Operating Expenses
- Condition Compliance
- Health Care Responsibility Act (HCRA)
- Hospital Financial Data Book
- Low Income Pool calculations
- Media and Legislative Requests
- Research

PRO'S	CON'S
Based on Audited Financial Data	Different Fiscal Year Ends
Highly Detailed	Consolidated Campus Filings
Data available within a year of fiscal year end	





# Reliability of the Data

The FHURS data has well over 1,000 data points and almost as many validation checks. However, our ability to ensure the accuracy of the data is limited.

Data	Reliability	Notes
Large Financial Totals	High	The vast majority tie directly to the audit (example, assets, total expenses, total revenue)
Days and Admissions	Medium	This data is checked at a high level against patient discharge data for reasonableness
Charity Care	Medium/Low	Charity care is becoming less prevalent in notes to financial statements limiting the ability to confirm the amounts to the audit
Detailed Financial Data	Low	While the totals must match to the audit with over 1,000 lines of data a number of combinations can be used to reconcile to the total



# Qualifiers on the Data

Data	Issue	Data Alternatives
Individual Hospitals	Hospitals can file one report for multiple facilities if they all share a license	None
FTEs	FTE data is available however it only reflects salaried staff and does not include contract staff	None
Days and Admissions	This data is included but is only checked at a high level	Florida Center Discharge Data is Primary Source
LIP, DSH, and Supplemental Payments	This data only exists in notes in the FHURS data	Medicaid is Primary Source for this Data



# Best Use of the Data

- Calculating High Level Standard Ratios for Hospitals
- Evaluating a Hospitals Financial Stability
- Looking at High Level Hospital Trends over Time
  - Profitability trends
  - Indigent Care
  - Charges vs. Net Revenue
  - Revenue and Cost per Adjusted Admission and Adjusted Patient Day
- Evaluating Trends by type of Ownership
  - Government
  - For Profit
  - Not For Profit



# What the Data Cannot Do

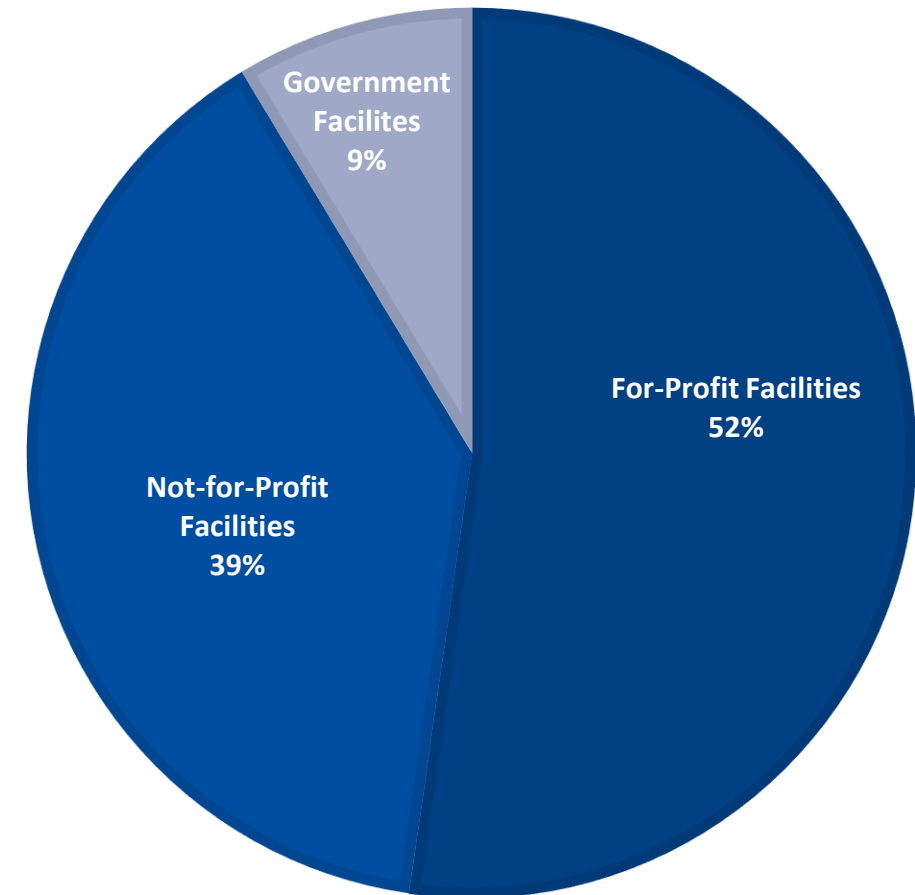
- Calculate the reimbursement for a type of procedure or individual stay
- Calculate CEO Salaries
- Calculate the cost/expense of a type of procedure
- Calculate average staff salaries (see Qualifier slide)
- Department level net revenue



# WHAT IS THE DATA THAT FHURS GENERATES?

- 243 Facilities
- 127 For-Profit Facilities
- 95 Not-for-Profit Facilities
- 21 Government Facilities
- Operating margins
- Total operating revenue
- 143 Florida Hospital Association Facilities
- 34 Safety Net Alliance Facilities
- 42 HCA Facilities

Types of Facilities



# WHAT IS THE DATA THAT FHURS GENERATES?

<u>Government</u>	<u>Investor-Owned</u>	<u>Not-For-Profit</u>	<u>All</u>
<u>Operating Margin</u> (\$326,757,604) -4.86%	<u>Operating Margin</u> \$2,832,518,737 15.69%	<u>Operating Margin</u> \$4,617,893,817 10.48%	<u>Operating Margin</u> \$7,123,654,950 10.35%
<u>Total Margin</u> \$984,685,666 14.65%	<u>Total Margin</u> \$2,799,997,070 15.51%	<u>Total Margin</u> \$6,102,915,347 13.85%	<u>Total Margin</u> \$9,887,598,083 14.36%



# WHAT IS THE DATA THAT FHURS GENERATES?

- Operating Margin is the profitability from core operations.
- Total Margin is the overall profitability of the hospital considering all sources.
- Total Operating Revenue is the income earned by delivering patient care and patient care related services (both in-patient and out-patient).



# WHAT IS THE DATA THAT FHURS GENERATES?

## ALL Facilities Comparison: 2020 to 2021 Hospital Margins

- FHURS calendar year 2020 data compared to calendar year 2021 data showed that:
  - 73.66% of these facilities (179 of 243) had higher operating margins (measured in \$) in 2021 than 2020.
  - 76.13% of these facilities (185 of 243) had had higher total margins (measured in \$) in 2021 than 2020.
  - 88.07% of these facilities (214 of 243) had higher total operating revenue (measured in \$) in 2021 than 2020.





# WHAT IS THE DATA THAT FHURS GENERATES?

## For-Profit Facilities Comparison: 2020 to 2021 Hospital Margins

- FHURS calendar year 2020 data compared to calendar year 2021 data showed that:
  - 71.65% of these facilities (91 of 127) had higher operating margins (measured in \$) in 2021 than 2020.
  - 71.65% of these facilities (91 of 127) had had higher total margins (measured in \$) in 2021 than 2020.
  - 82.68% of these facilities (105 of 127) had higher total operating revenue (measured in \$) in 2021 than 2020.



# WHAT IS THE DATA THAT FHURS GENERATES?

## Not-for-Profit Facilities Comparison: 2020 to 2021 Hospital Margins

- FHURS calendar year 2020 data compared to calendar year 2021 data showed that:
  - 77.89% of these facilities (74 of 95) had higher operating margins (measured in \$) in 2021 than 2020.
  - 82.11% of these facilities (78 of 95) had had higher total margins (measured in \$) in 2021 than 2020.
  - 95.79% of these facilities (91 of 95) had higher total operating revenue (measured in \$) in 2021 than 2020.



# WHAT IS THE DATA THAT FHURS GENERATES?

## Government Facilities Comparison: 2020 to 2021 Hospital Margins

- FHURS calendar year 2020 data compared to calendar year 2021 data showed that:
  - 66.67% of these facilities (14 of 21) had higher operating margins (measured in \$) in 2021 than 2020.
  - 76.19% of these facilities (16 of 21) had had higher total margins (measured in \$) in 2021 than 2020.
  - 85.71% of these facilities (18 of 21) had higher total operating revenue (measured in \$) in 2021 than 2020.



# Payer Mix 2020

(Based on percent of hospital charges)

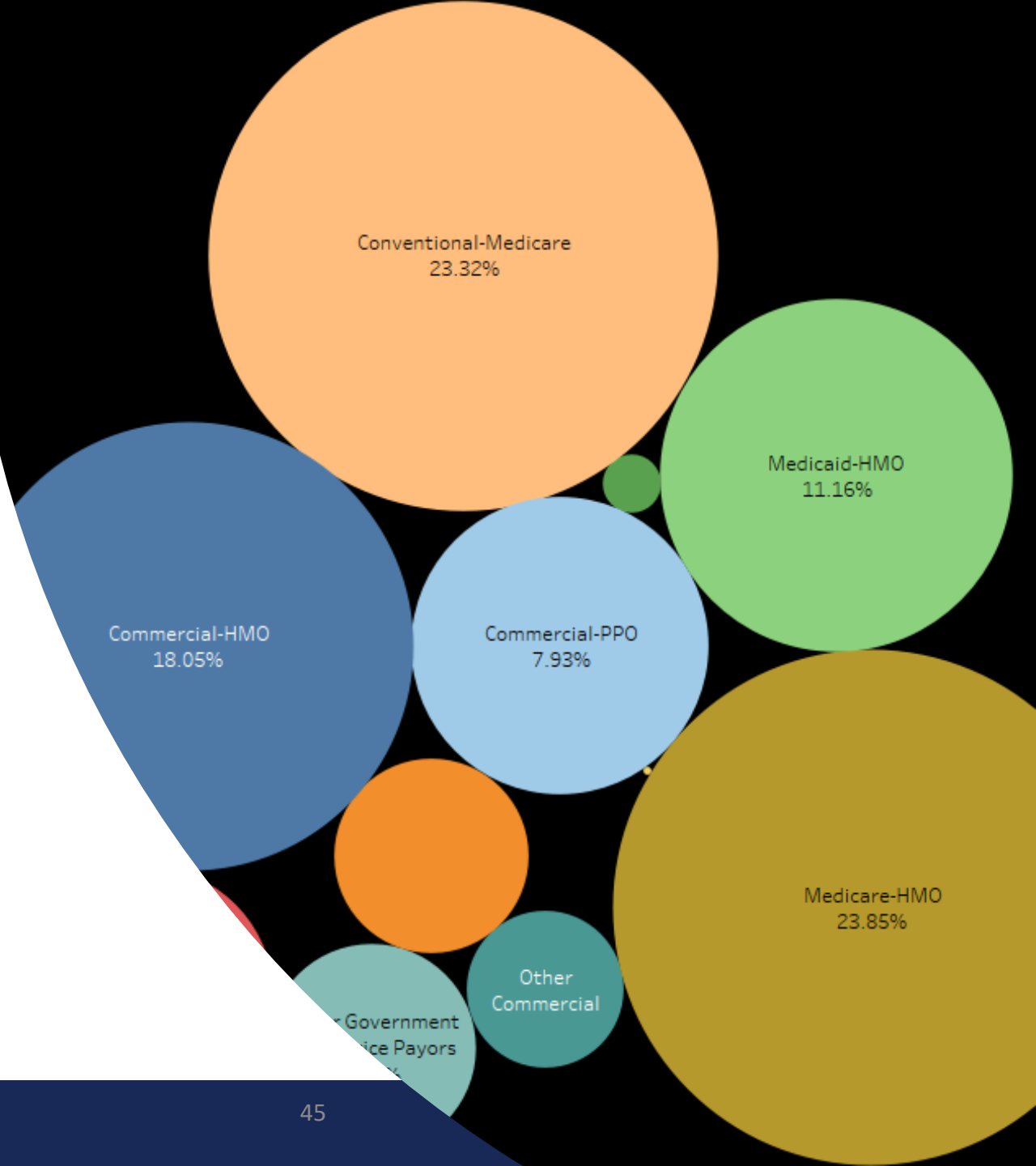
- Conventional Medicare 25.75%
- Medicare HMO 22.50%
- Commercial HMO 16.94%
- Medicaid HMO 10.40%
- Commercial PPO 7.54%
- Self Pay 6.93%
- Indigent Care and Bad Debt
  - Charity 2.85%
  - Bad Debt 1.90%



# Payer Mix 2021

(Based on percent of hospital charges)

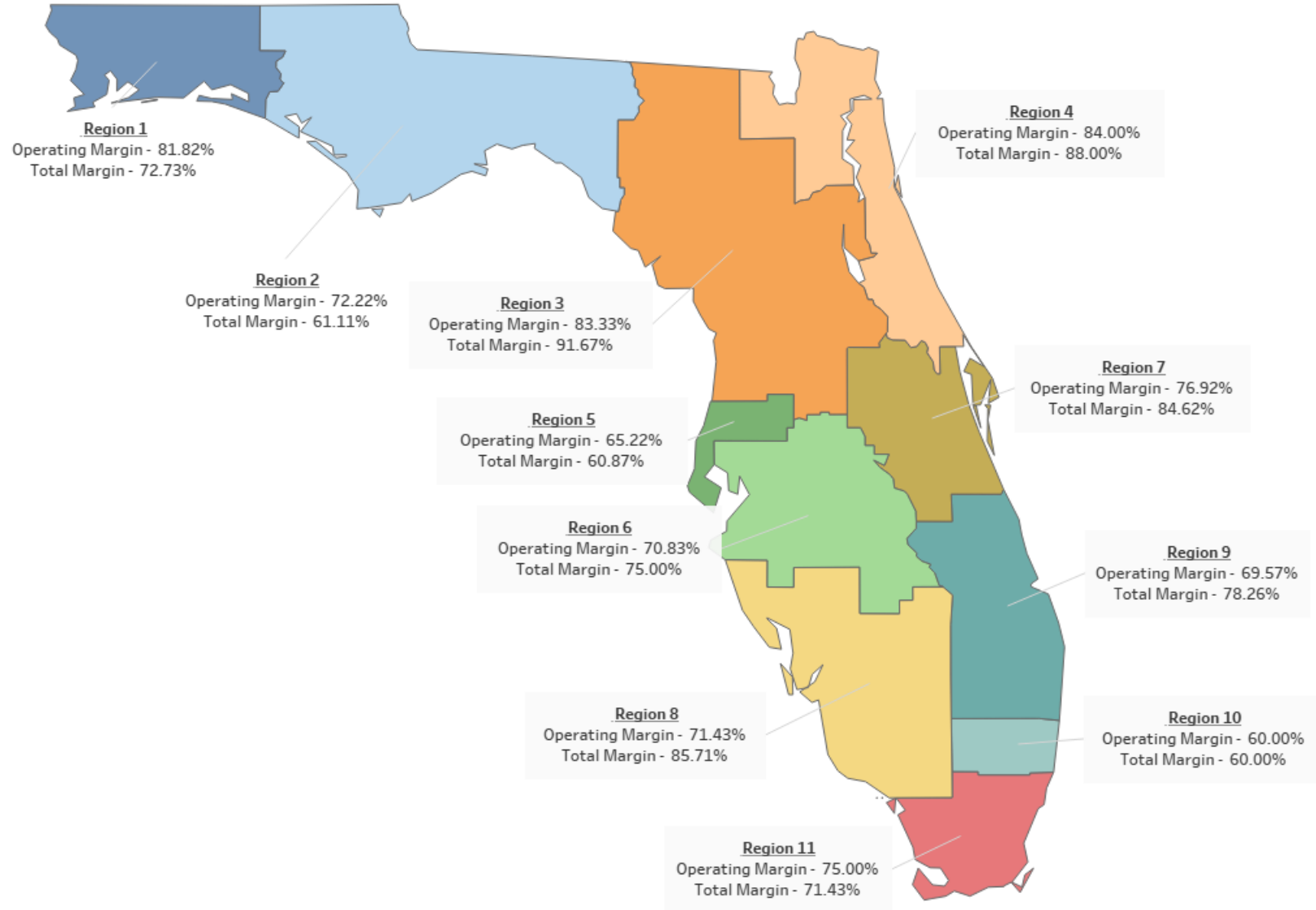
- Medicare HMO 23.85%
- Conventional Medicare 23.32%
- Commercial HMO 18.05%
- Medicaid HMO 11.16%
- Commercial PPO 7.93%
- Self Pay 5.88%
- Indigent Care and Bad Debt
  - Charity 2.35%
  - Bad Debt 1.69%





# Percentage of All Facilities with Increased Margins from 2020 to 2021

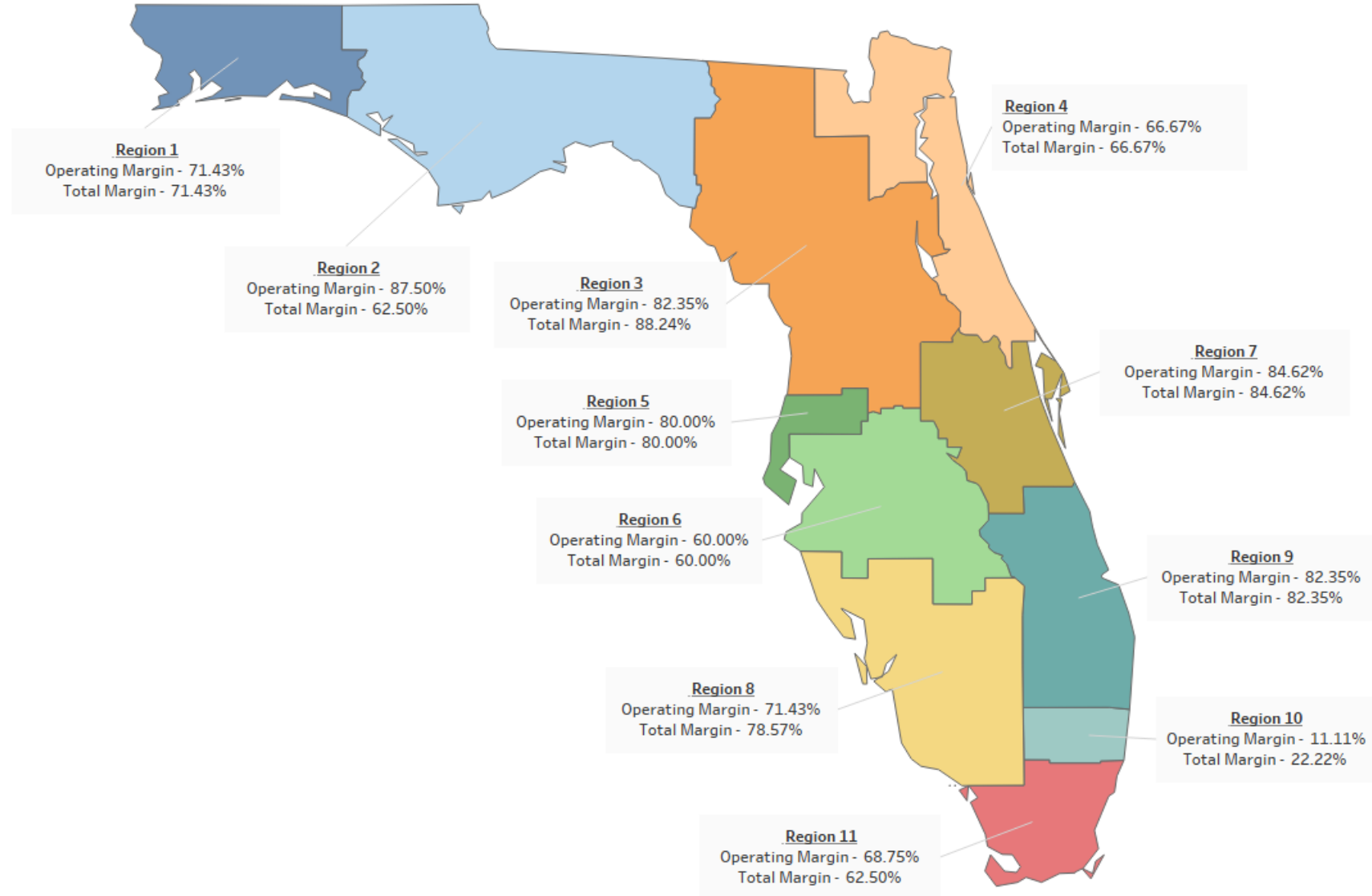
## Total Margin and Operating Margin by Medicaid Region





# Percentage of For-Profit Facilities with Increased Margins from 2020 to 2021

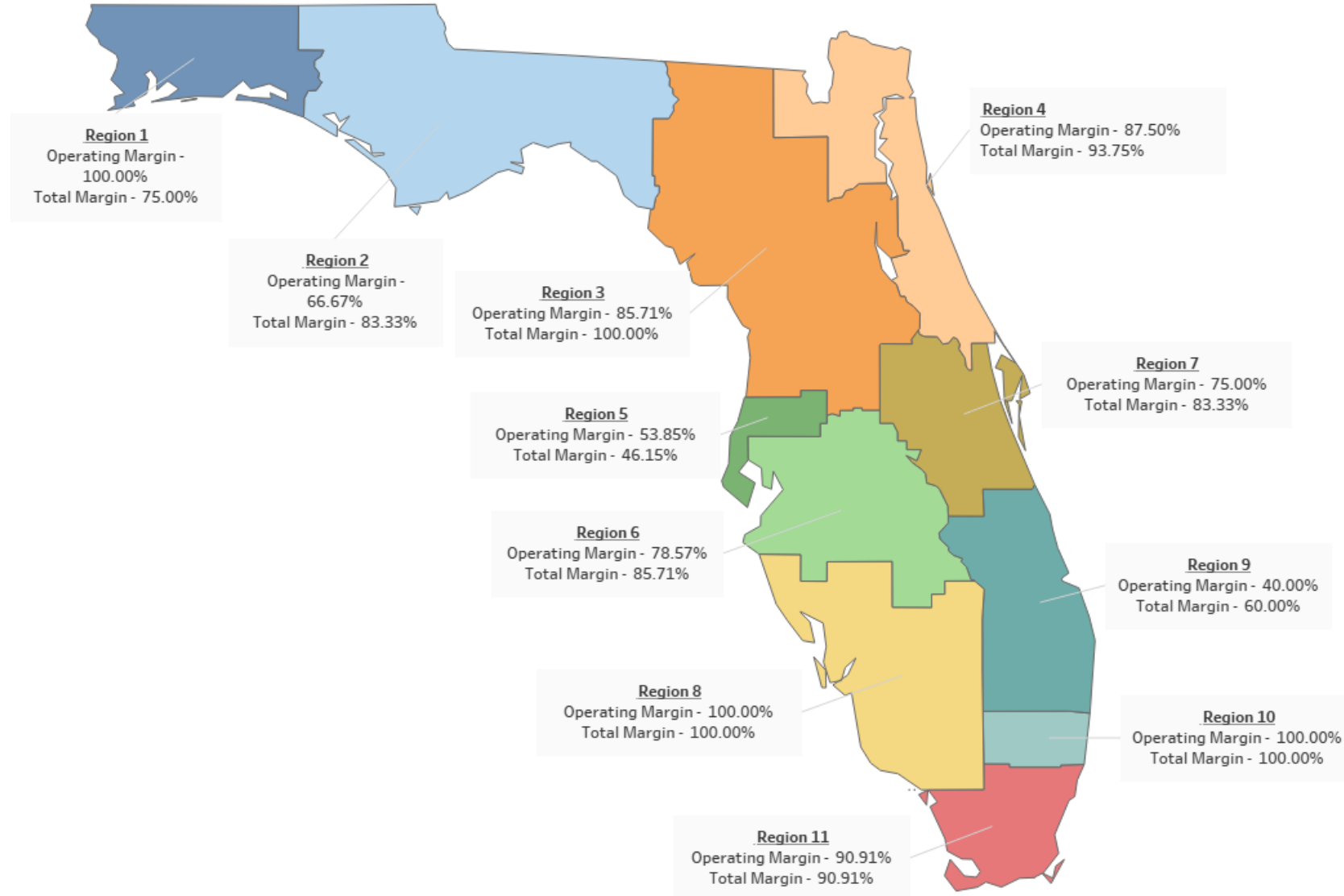
## Total Margin and Operating Margin by Medicaid Region





# Percentage of Not-for-Profit Facilities with Increased Margins from 2020 to 2021

## Total Margin and Operating Margin by Medicaid Region

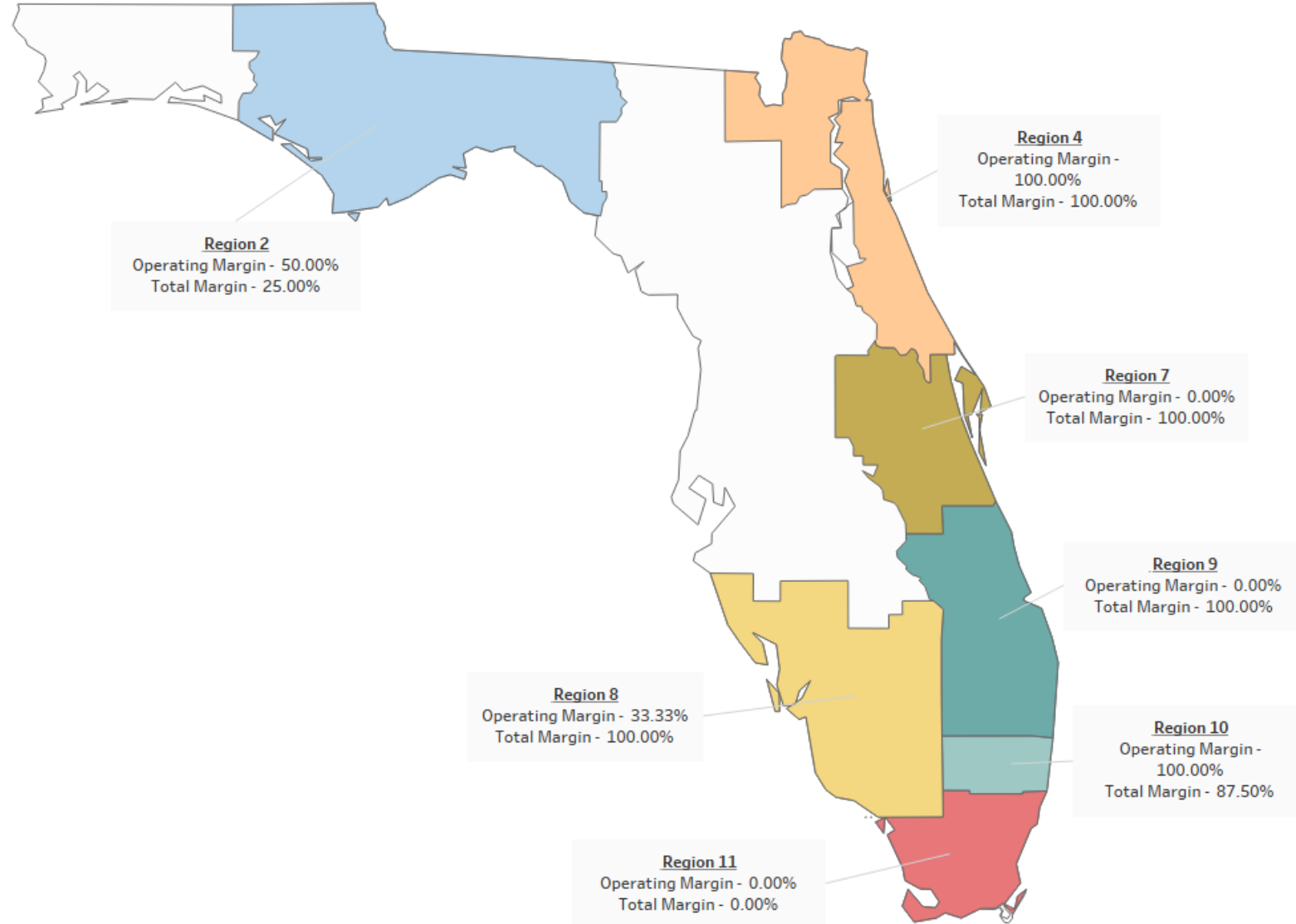




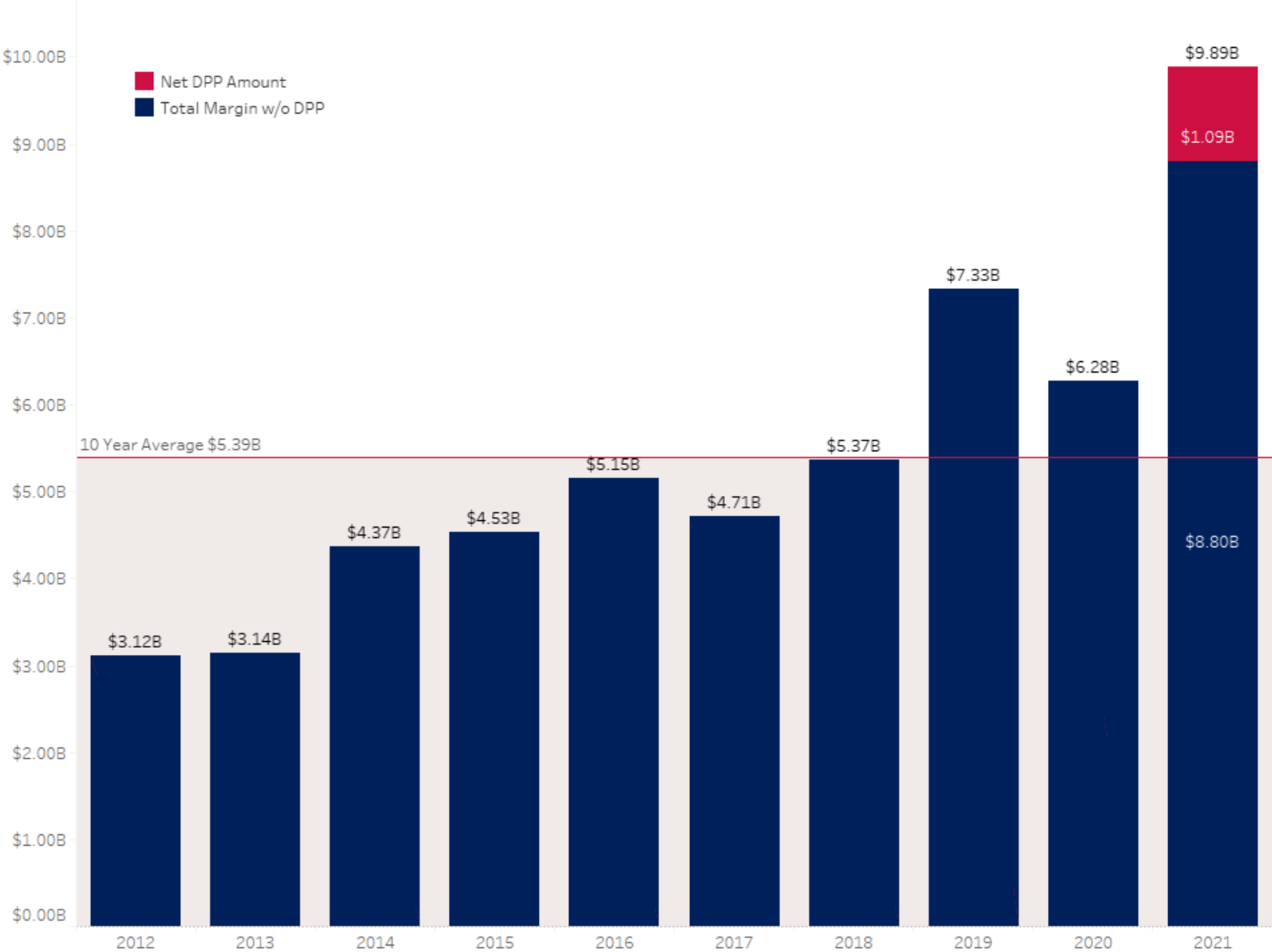


# Percentage of Government Facilities with Increased Margins from 2020 to 2021

## Total Margin and Operating Margin by Medicaid Region



# 10-Year Trend of Total Margin in Billions



# FLORIDA NURSING HOME UNIFORM REPORTING SYSTEM (FNHURS)



# AUTHORITY

**Section 408.061, F.S.**



Gives the Agency the authority to collect financial data

**Pending Rule Promulgation**



Will authorize the FNHURS as the standard for reporting financial data



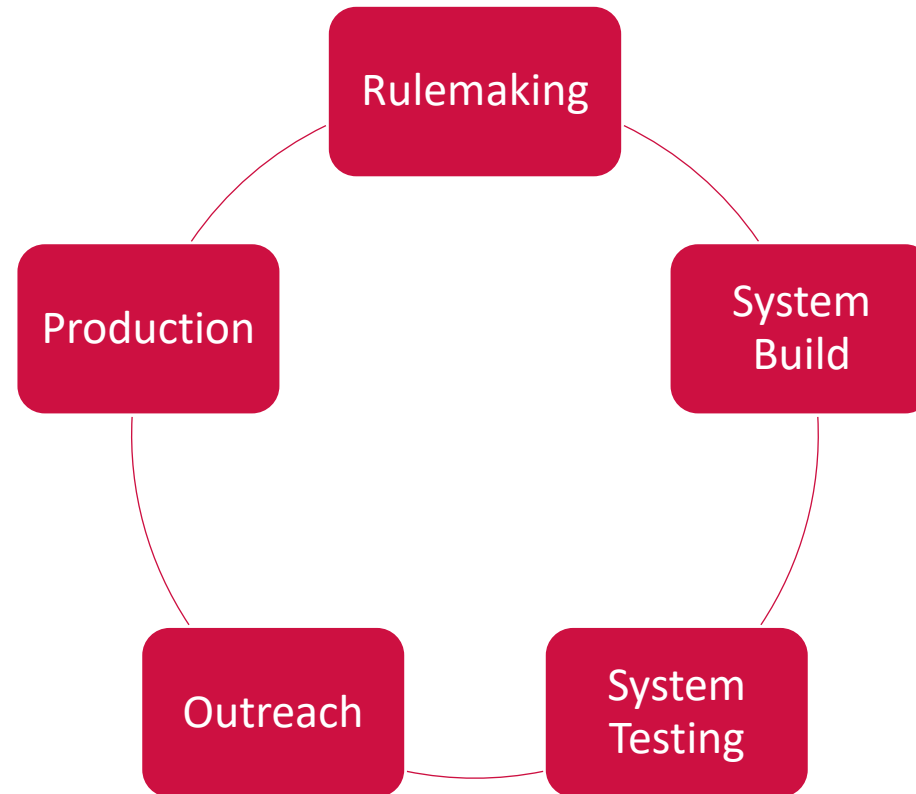
# WHAT IS REQUIRED?

- During the 2021 Session, s. 408.07 and 408.061, F.S. were amended to require nursing homes and the home office of each nursing home to report their actual financial experiences based on internal financial reports to the Agency using the Florida Nursing Home Uniform Reporting System (FNHURS).
- During the 2022 Session, s. 408.061, F.S. was amended to clarify that the actual financial experience is the audited actual experience.
- In addition to filing financial data with the Agency a Nursing Home and Home Office will have to have an audit completed on their respective financial statements annually.
- Prior to this change nursing homes were not required to submit this data.



# AGENCY'S RESPONSIBILITIES

- The Agency must develop and implement a new system similar to FHURS.
- Development includes the following milestones;



# FNHURS Development to Date

- **FNHURS Forms** (complete pending any changes from final rule workshop)
  - Designed streamlined forms based on experience with FHURS data collection
  - Primarily using existing Medicaid cost report chart of accounts as a base
- **System Development** (currently doing final internal testing in beta environment)
  - Leveraged Medicaid cost report system framework to save on coding time
  - Providers will be able to file a cost report and FNHURS in the same place
- **Rule Making**
  - Held an initial workshop to address any significant issues to save system development rework
  - Working on scheduling final rule workshop before end of this fiscal year
- **Outreach**
  - Leveraged rule workshop for early feedback on direction
  - Provider associations will be asked to have members test the system before going to production



# QUESTIONS?

