



FX Program

Senate Appropriations Committee on Health and Human Services

January 25, 2023



TODAY'S AGENDA

- Overview
- Future State
- Structure
- Governance
- Interoperability
- Budget
- Timeline
- Benefits





AGENCY OVERVIEW

MISSION

Better Health Care for all Floridians

CORE FUNCTIONS

- State's Chief Health Policy and Planning Entity
- Administering the Florida Medicaid program
- Licensure and Regulation of nearly 50,000 health care facilities

We leverage technology to support these core functions and all agency operations.





FX OVERVIEW

PURPOSE

A multi-year transformation of legacy Medicaid technology, business processes, and operations from the Florida Medicaid Management Information System (FMMIS)

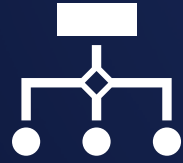
VISION

Transform Florida's Medicaid Enterprise to provide the best value, highest quality health care to Floridians



WHY FX?

WE
NEED TO:



Enable
High-quality and
Accessible Data



Reduce
Complexity



Improve
Provider and
Recipient
Experiences



=



INTEGRATED
Technology



MODULAR
Medicaid IT
Acquisition



TRACKING
Health Care
Outcomes

SO THAT
WE:



Improve
Health Care
Outcomes

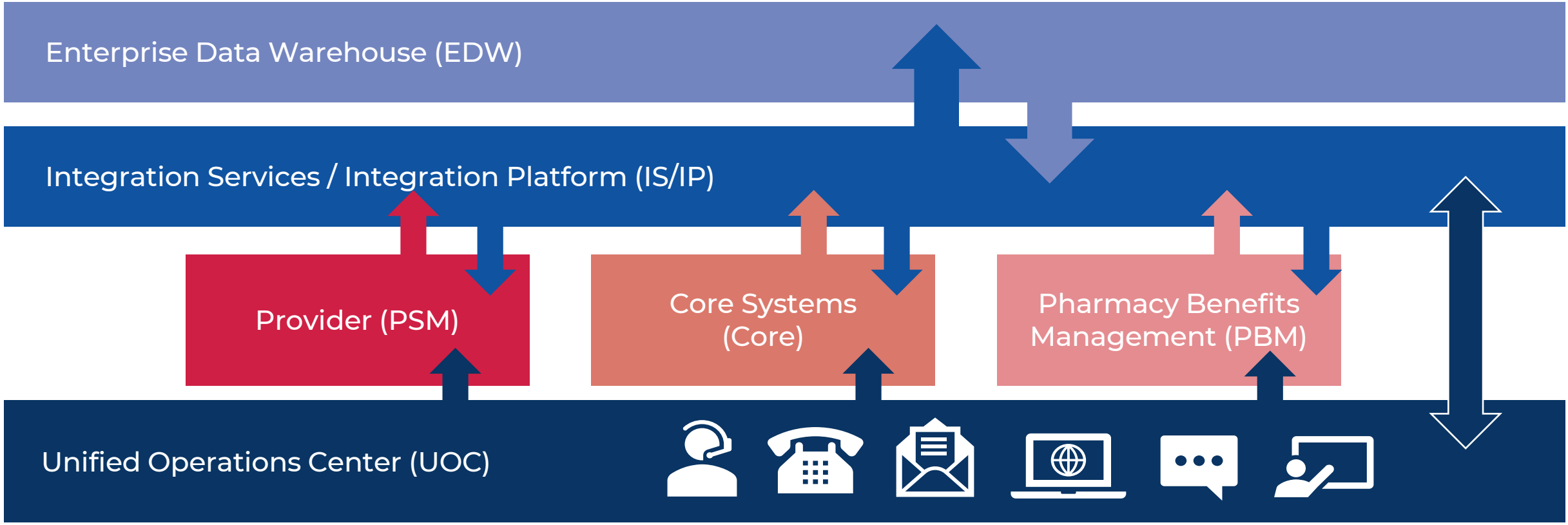


Enable **Good**
Stewardship of
Medicaid Funds

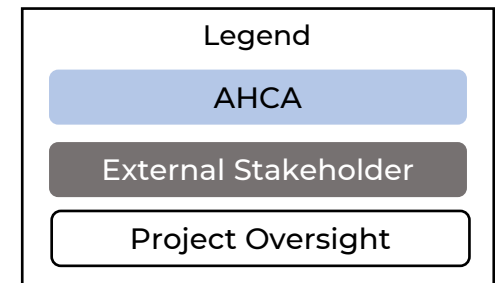
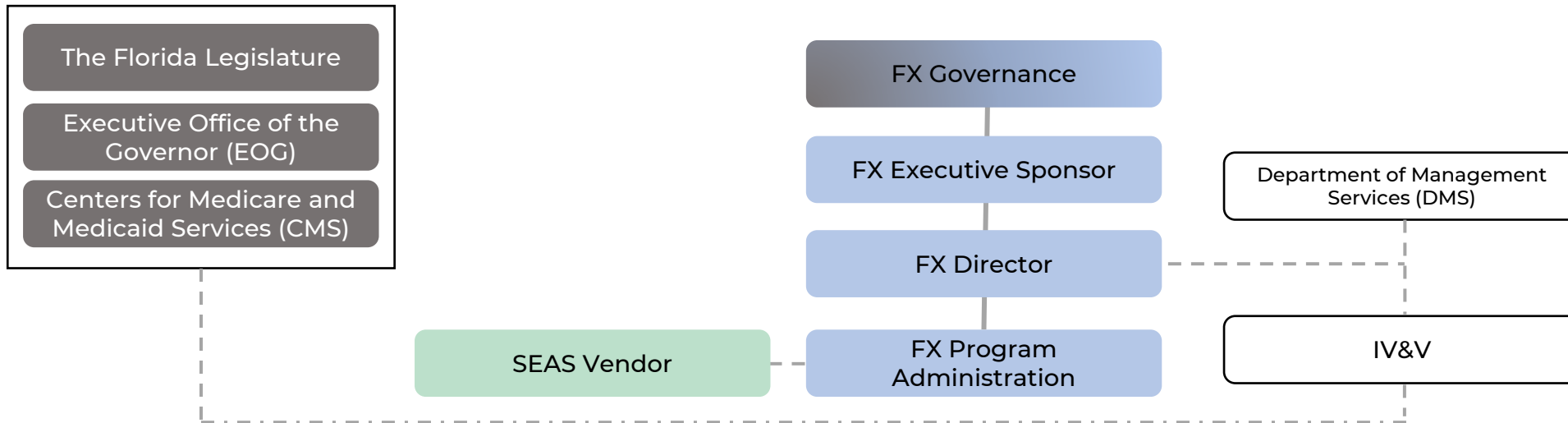


Optimize
Evidence-based
Decision-making

FX FUTURE STATE: MOVING FROM A MONOLITHIC SYSTEM TO INTEROPERABLE MODULES



FX ORGANIZATION PROMOTES TRANSPARENCY & INTEROPERABILITY



FX EXECUTIVE STEERING COMMITTEE PROMOTES TRANSPARENCY AND INTEROPERABILITY



FX Executive Steering
Committee (ESC)



FX SPEND TO DATE AND FORECAST FOR IMPLEMENTATION

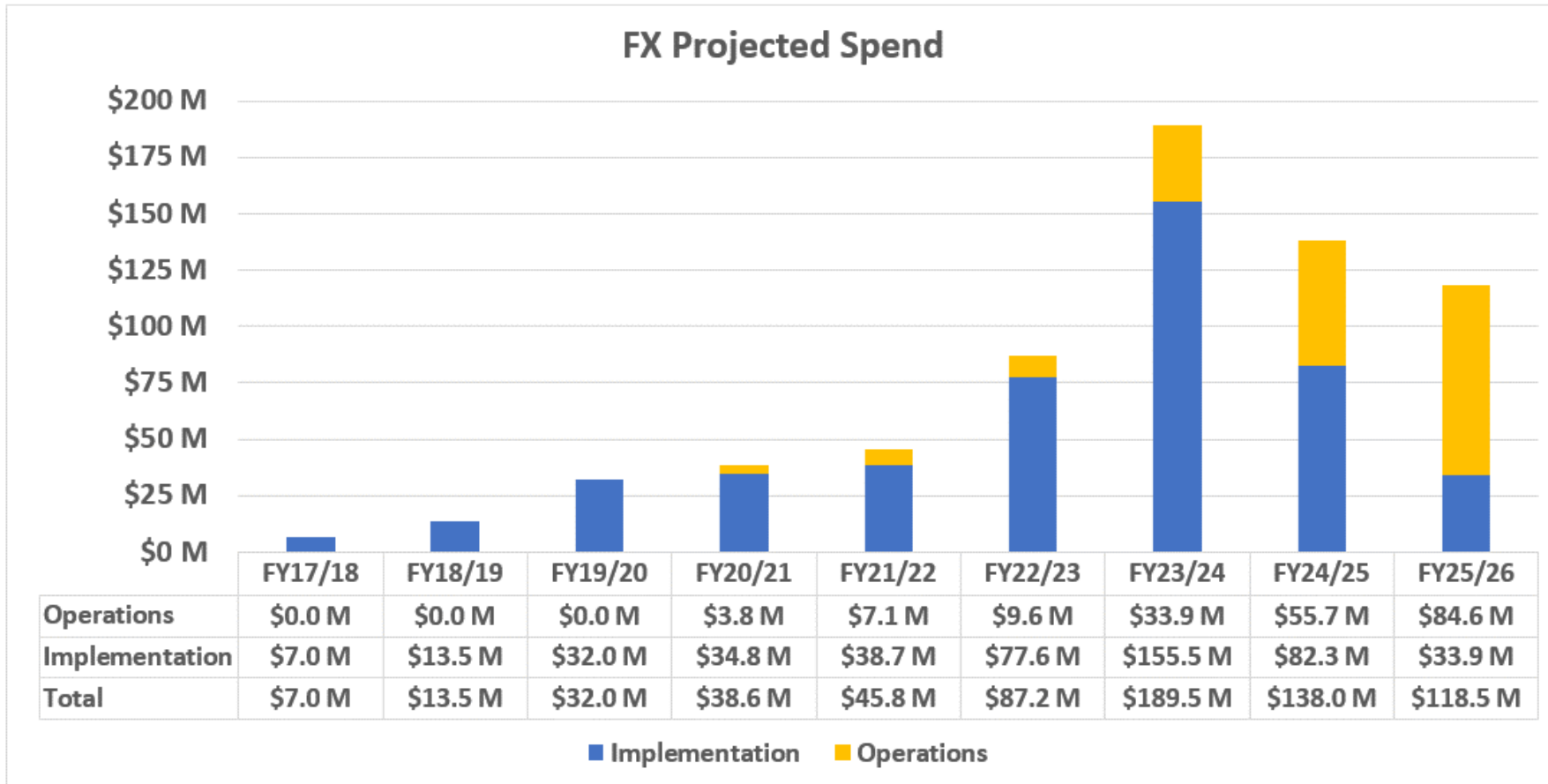


FX Implementation	
Timeframe	Amounts
Spend Through December 2022	\$ 151,504,183
FX Projected Spend Remaining	\$ 323,960,394
FX Projected Implementation Thru SFY 2025-26	\$ 475,464,577

Date Projected for FX Completion	SFY 2025-26	Fiscal agent contract will resolve by December 2024, and full implementation is anticipated to be achieved early SFY 2025-26
Breakeven Fiscal Year	SFY 2027-28	Fiscal year during which the investment costs are recovered meaning benefits from FX will have fully “paid back” the investment costs of the program by that time



FX SPEND, IMPLEMENTATION, AND OPERATIONS



MODEST INCREASE IN OPERATIONS & MAINTENANCE AFTER MODERNIZATION



Existing Systems (Current State)		
Operations & Maintenance	Annual Recurring Cost	Cost Basis
FMMIS Support	\$ 67,922,459	Contract MED-037 Amendment 6 ¹
Enrollment Broker	\$ 18,969,385	Contract MED-188 Amendment 6 ²
TOTAL	\$ 86,891,844	

¹ Uses the FY24/25 amount multiplied by two due to current contract ending December 2024

² Uses the FY22/23 amount due to current contract ending June 2023

FX Program (Future State)		
Operations & Maintenance	Annual Recurring Cost ³	Cost Basis
Integration Services and Integration Platform	\$ 6,413,764	Contract MED-205 ⁴
Enterprise Data Warehouse	\$ 6,963,660	Contract EXD-091
Unified Operations Center	\$ 23,645,152	Contract EXD-106
Provider Services Module	\$ 4,578,214	Estimate (based on market data)
Core (Claims & Encounters)	\$ 22,211,862	Contract EXD-110
Pharmacy Benefits Management	\$ 12,839,304	Contract EXD-110- Optional Cost Proposal
Choice Counseling Operations Staffing	\$ 6,070,112	Estimate (based on market data)
Enterprise Software and Support	\$ 284,679	Estimate (based on FY23/24 projection)
Enterprise Staff Support Services	\$ 5,722,000	Estimate (based on FY23/24 projection)
TOTAL	\$ 88,728,747	

³ Uses the FY26/27 amount where a contract is identified as the cost basis

⁴ Uses the FY24/25 amount due to current contract ending October 2025

Increase Recurring Costs After Modernization	\$ 1,836,903
--	--------------



SIGNIFICANT BENEFITS OF FX MODERNIZATION



- Faster enrollment process for Medicaid participation
- Streamlined central source credentialing process
- Reduced claims denial error rate



- Unified customer experience
- Self service portal and tools
- More communication options
- Health care data access and portability



- Better data for decision-making
- Data available more quickly and near-real time
- Stronger data integration with the Health Plans
- Flexibility for policy changes and enhancements



- Real-time data sharing
- Reuse and interoperability
- Cross program integration
- Added security through federation



FLORIDA'S PROGRESS COMPARED NATIONALLY



Few States have progressed further than Florida in MMIS Modularity Transformation

Florida has avoided many of the challenges and delays encountered in other states

- No failed procurements or contracts
- FX infrastructure modules (IS/IP and EDW) are almost complete
- Executed three complex procurements in a short timeframe simultaneously
- Transparency enabled through ESC motivated progress against target timelines





FLORIDA HEALTH CARE CONNECTIONS