



FLORIDA HIECC MEETING AUGUST 21, 2015

HARRIS TEAM UPDATE



AGENCY FOR HEALTH CARE ADMINISTRATION

A grayscale photograph of a healthcare professional, likely a nurse or technician, wearing a blue scrub top and a white hairnet. She is holding a tablet computer and looking directly at the camera. The background is blurred, showing what appears to be a clinical setting with medical equipment. The image is overlaid with a semi-transparent grid of binary code (0s and 1s) on the right side.

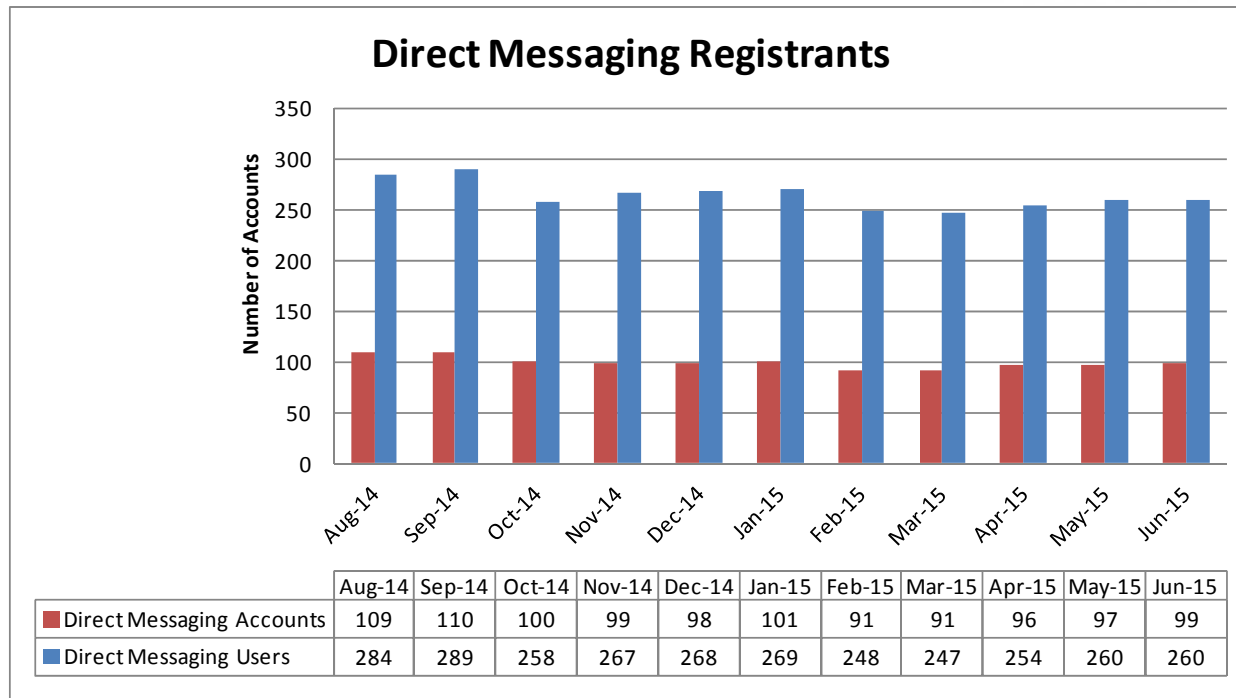
RECENT ACCOMPLISHMENTS
MAY 2015 – JULY 2015




- Event Notification Service (ENS)
 - *Primary Partners is the first Accountable Care Organization to subscribe to ENS*
 - *WellCare Health Plans, Sunshine State Health Plan, Integral Quality Care, Molina Healthcare of Florida and Primary Partners are receiving notifications through ENS*
 - *Continue to monitor feeds from data sources, upload patient panels and continue to find efficiencies and improvements for performance*
- Patient Look-Up (PLU)
 - *Tampa Bay HIE went live on May 28, 2015 completing all milestones of their Centers for Medicare and Medicaid Services (CMS) funded facilitated onboarding*
- Direct Messaging Service (DMS)
 - *Metrics included in following slides*



DIRECT MESSAGING REGISTRANTS



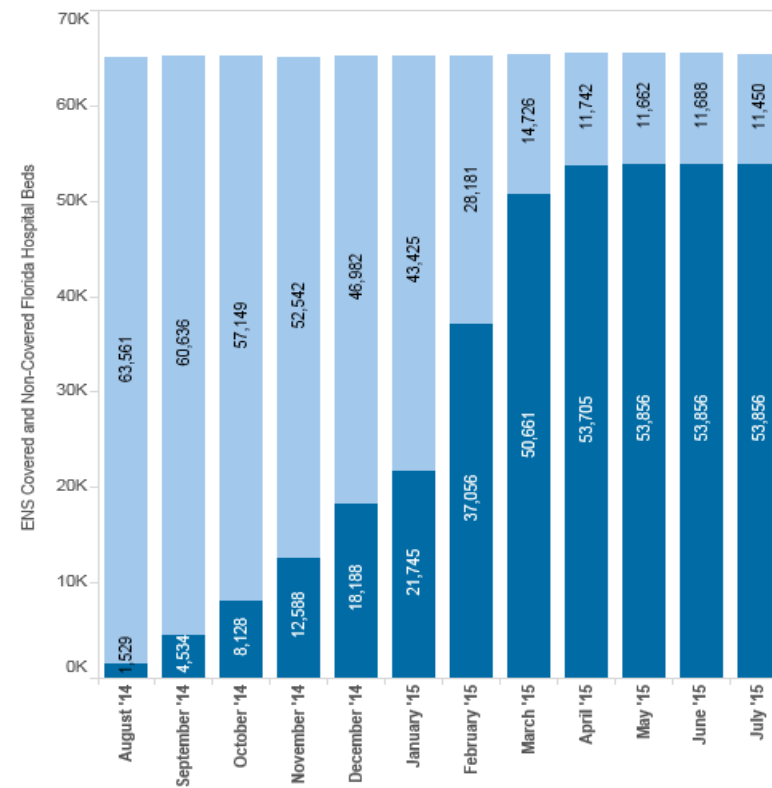
DIRECT MESSAGING TRANSACTIONS



ENS PRODUCTION DATA SOURCES



Percent and Number of ENS Covered Florida Hospital Beds	
Percent of ENS Covered Beds	2% 7% 12% 19% 28% 33% 57% 77% 82% 82% 82% 82%
Total Florida Hospital Beds	85,090 65,277 65,170 65,170 65,237 65,447 65,544 65,170 65,130 65,170 65,387 65,518 65,306



[://www.fhin.net/kms/graphs/ensbeds.shtml](http://www.fhin.net/kms/graphs/ensbeds.shtml)



<i>Subscribers</i>	<i>Panel Size</i>					
	<i>Feb-15</i>	<i>Mar-15</i>	<i>Apr-15</i>	<i>May-15</i>	<i>Jun-15</i>	<i>Jul-15</i>
WELLCARE	36,926	36,926	36,926	36,926	38,832	39,506
SUNSHINE		421,426	421,426	435,218	437,329	437,329
INTEGRAL			90,400	90,400	90,400	90,400
MOLINA					352,577	342,055
PRIMARY PARTNERS						3,973
Total	36,926	458,352	548,752	562,544	919,138	913,263



PLU PRODUCTION DEPLOYMENTS



- **Strategic Health Intelligence (SHI)**
- **Atlantic Coast HIE (ACH)**
- **Florida Hospital/Adventist**
- **UF Health**
- **Broward Health**
- **Martin Health**
- **Bethesda Health**
- **Senior Home Care – an affiliate of Kindred at Home**
- **Orlando Health**
- **Tampa Bay HIE**



PLU DEPLOYMENTS NEAR COMPLETION



- **Community Health Systems (CMS) formerly known as Health Management Associates (HMA) – pending “go live”**

Community Health Systems (formerly HMA) Deployment Status (Express Lite)



PLU DEPLOYMENTS IN WORK



- **Department of Health (DOH)** – investigated public health use case
- **Florida Accountable Care Services (ACO)** – reengaged onboarding activity; provided webinar information; upgraded appliance
- **Community Health IT (Relay Health)** – started pre-validation



PLU DEPLOYMENTS IN WORK



DOH Deployment Status (Express)



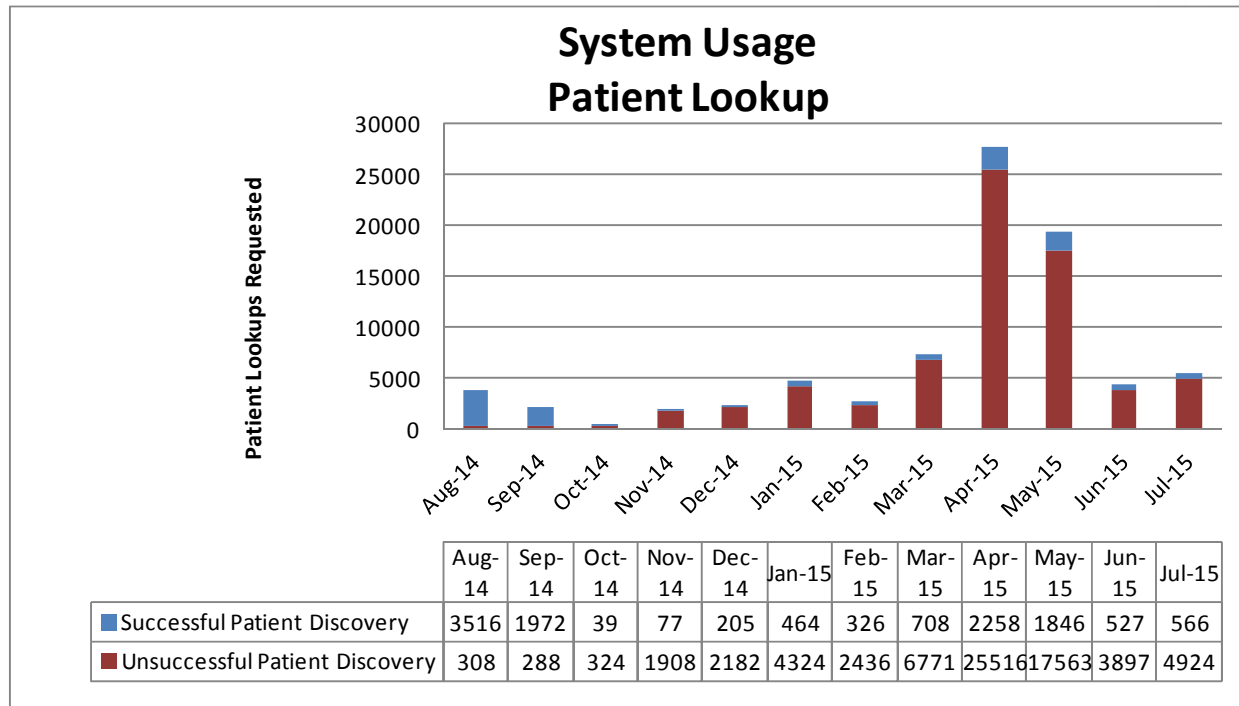
Florida Accountable Care Services Deployment Status (Express Lite)



Community Health IT (Express Lite)



PLU TRANSACTIONS



Note: Due to continued development and configuration, Florida Hospital's pre-fetching service did not initiate queries in June and July although individual clinicians continued to query.

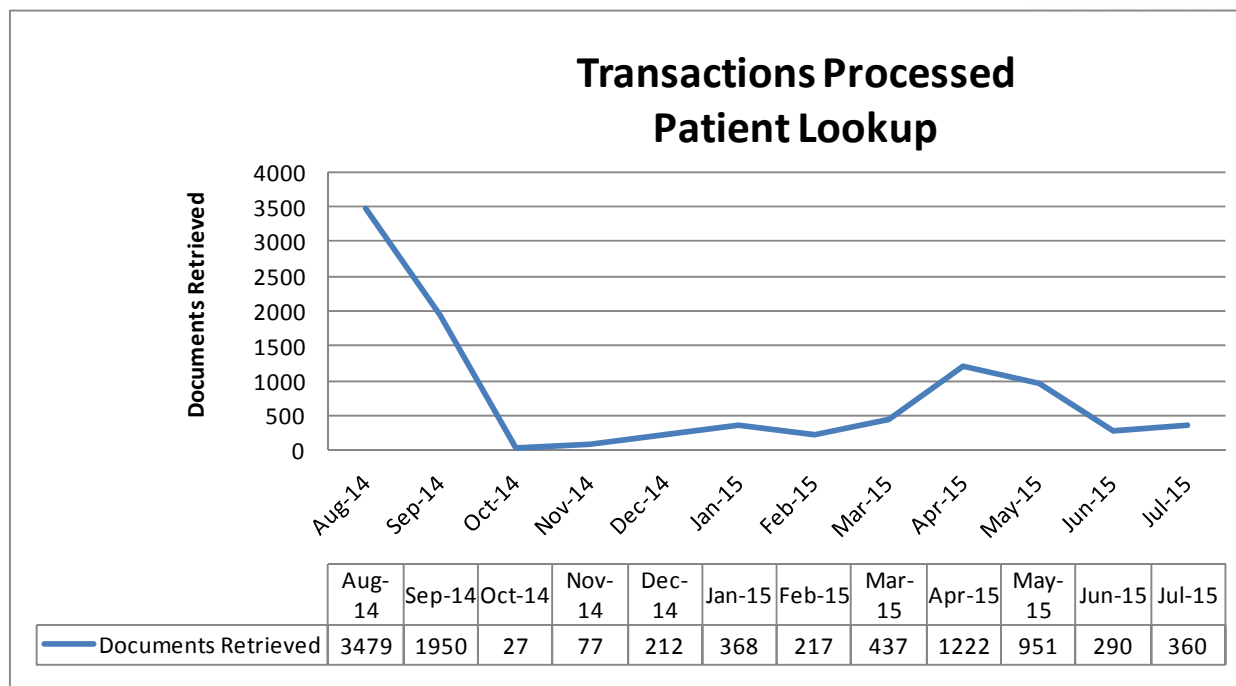


July 2015 Node Inbound Transactions

Node	Successful	Unsuccessful	Total Inbound Patient Discovery
SHI	5	577	582
ACH	4	605	609
Florida Hospital	14	58	72
UF Health	57	545	602
Broward Health	0	607	607
Martin Health System	0	608	608
Bethesda Health	0	606	606
Senior Home Care	11	597	608
Orlando Health	370	236	606
Tampa Bay HIE	105	485	590
Totals	566	4,924	5,490



PLU TRANSACTIONS



A grayscale photograph of a healthcare professional, likely a nurse or doctor, wearing a surgical cap and mask, looking directly at the camera. The image is overlaid with a semi-transparent grid of binary code (0s and 1s) on the right side.

UPCOMING ACTIVITIES AUGUST 2015 – OCTOBER 2015



UPCOMING TECHNICAL ACTIVITIES – ENS



- Data Sources
 - *Monitor performance and maintain as required*
- Health Plans

ENS Health Plan Deployment Plan		
<u>Organization</u>	<u>Initial Member #</u>	<u>Target Start Date</u>
AvMed	300,000	September 2015





QUESTIONS?

