


# Primary Care Access Network (PCAN)



*“Making healthcare available to the underinsured and uninsured  
in Orange County”*




# What Is PCAN?

## PCAN is:

- Collaboration
- Network of Services
- Sliding fee-based
- Funded by County, Federal Govt. and its partners

## PCAN is not:

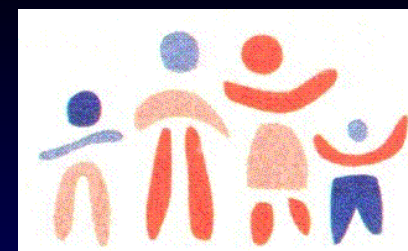
- 501c3
- Health Plan
- A Free service
- A special tax district



# Who are We?

- Hospitals
- FQHCs
- Faith-based Programs
- Mental Health Providers
- Private Nonprofits
- Health Dept.
- County Govt.
- Volunteers





Central Florida Family Health Center Inc.




Health Care Center for the Homeless



Center for Drug Free Living






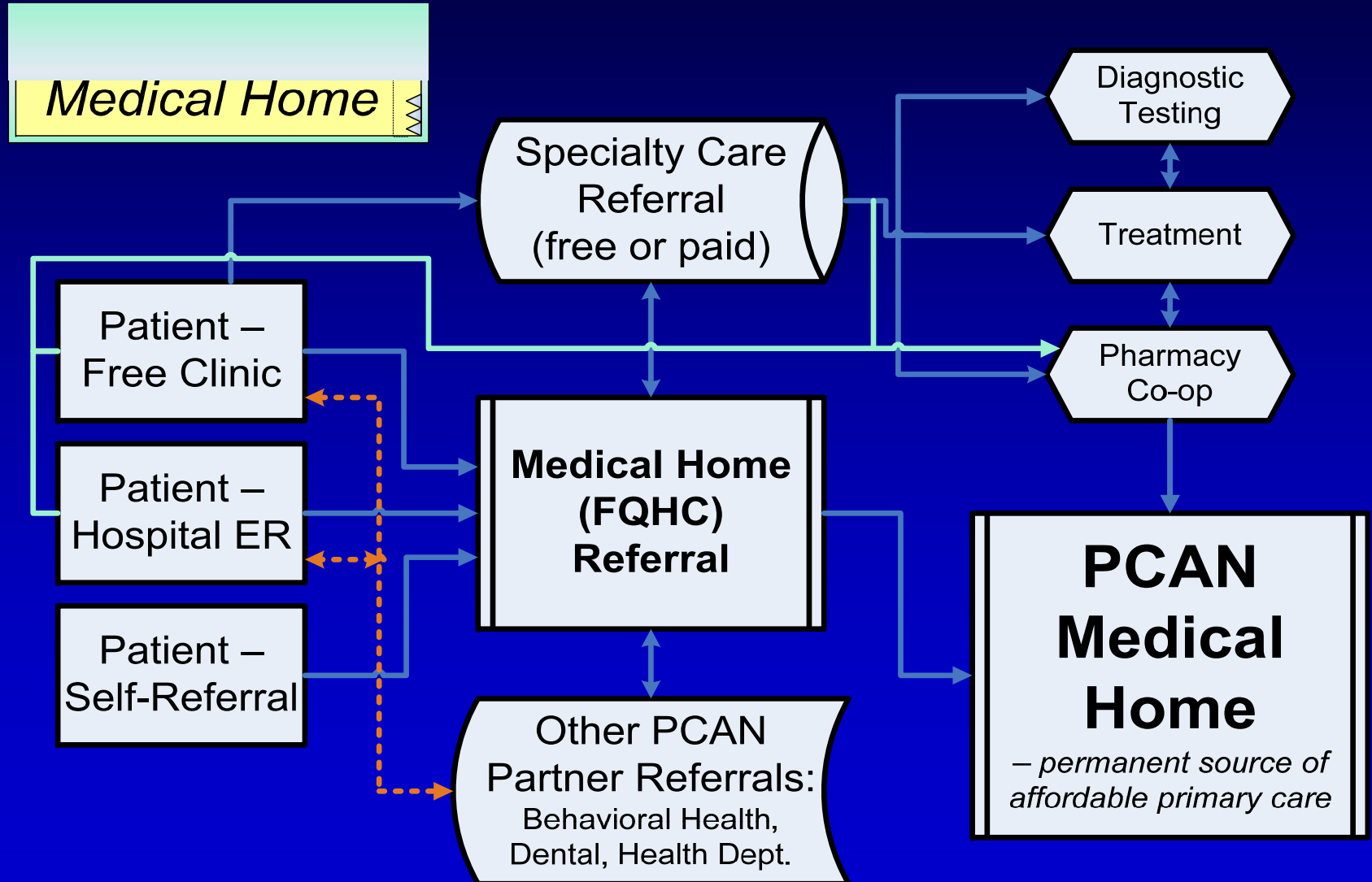
# PCAN Services


- Primary care
- Specialty care
- Acute care
- Behavioral health
- Dental care
- Pharmacology
- Radiology
- Laboratory
- Nutritional guidance
- Disease prevention
- Cancer screening
- Immunizations
- Annual examinations
- Family planning
- Referral services
- Health education





# Integrated Care System






# Outcomes

## Patients & Facilities

- 100,000 patients
- 10 primary care clinics
- 10 acute care locations
- Specialty clinic
- \$7.3 million in donated care






# Outcomes

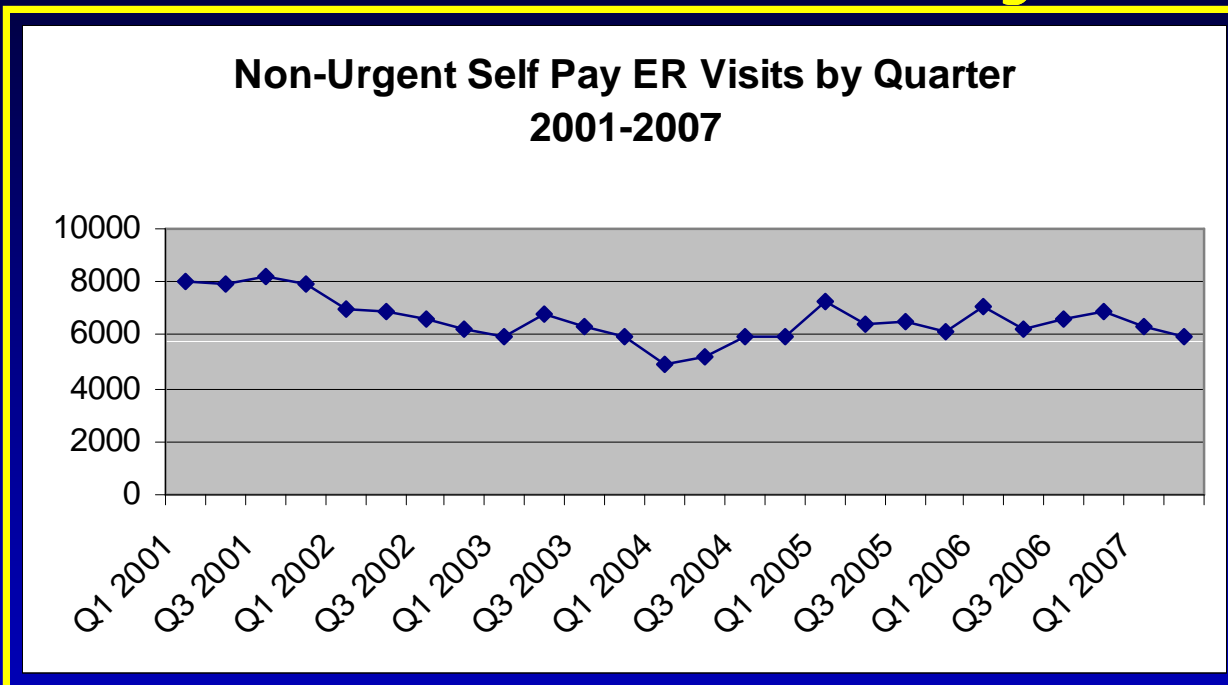
## Medical Homes' Impact

- Redirecting the uninsured to community Medical Homes (FQHCs)
  - 8.2% population growth from 2004~2007
  - 25.4 % decrease in non-emergent, self-pay ER visits
- After-Hours Pilot
  - \$1.9 million from state in Sept. 2007
  - 1Q: 512 patients
  - 47% would have gone to ER if clinic was not available
  - Only 2% referred to ER






# Financial Impact PCAN - ED Study

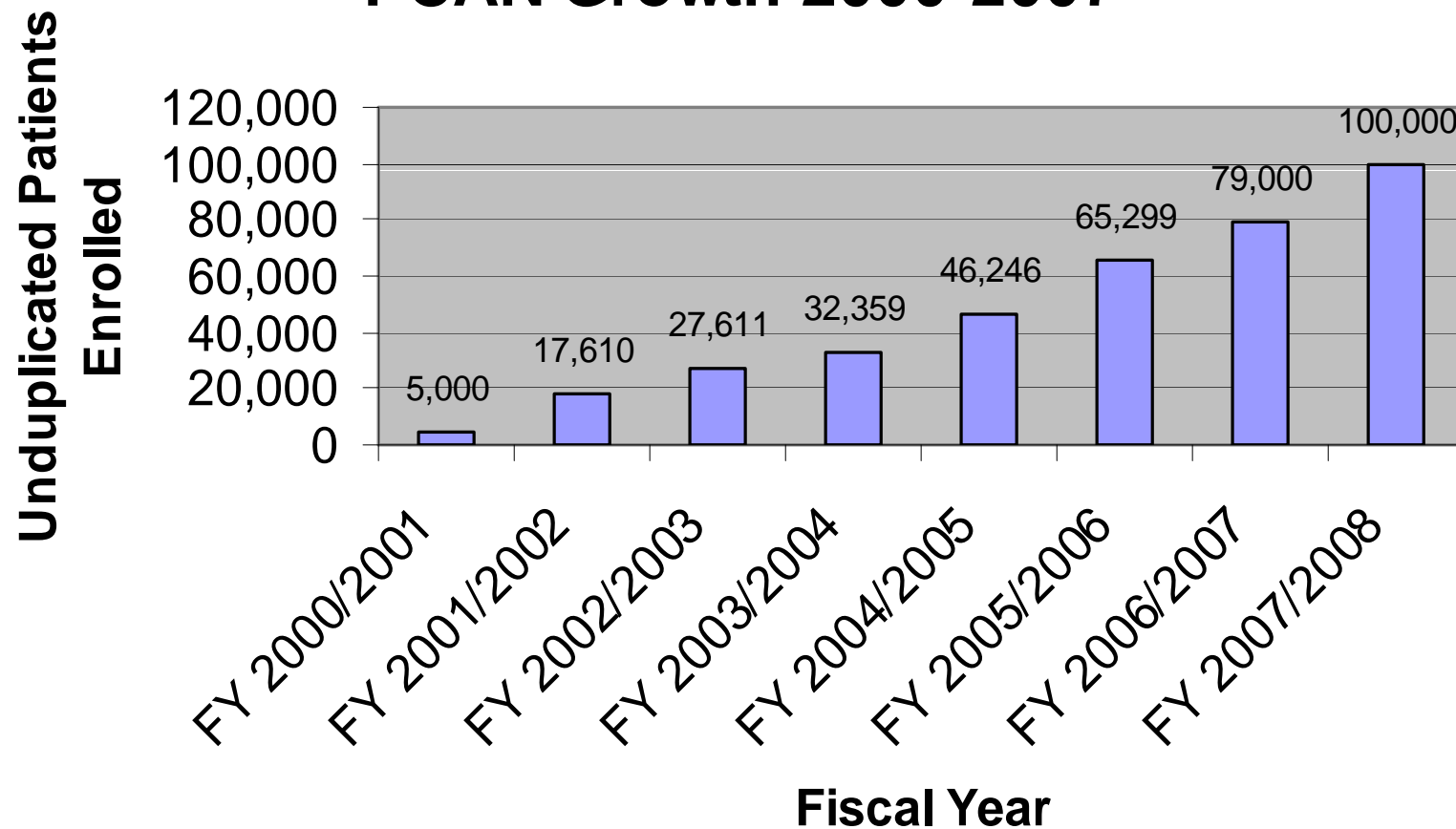



- Initial study reflected 32.2% drop in ED non-urgent visits from first quarter of 2001 to last quarter of 2003 = 2,080 visits per quarter
- From January 2001-June 2007, non-urgent, self-pay ER visits decreased by 25.4%. Figures from Florida CHARTS, estimate an 8.2% population growth in Orange County from 2004-2007. Based on the 2004 Florida Health Insurance Study, the rate of uninsured in Orange County was 18.7%. Despite these factors, ER trend data for 2004-2007 demonstrates fairly even utilization of non-urgent care by self-pay patients.



# Outcomes Program Growth


## PCAN Growth 2000-2007





# IGT - LIP Process





# Overview of IGT Process




**Federal  
funding**

**\$12,017,758 (FY 09-10)**



**Primary (FQHCs) & Secondary Care**



# IGT Return

LIP/DSH  
County-\$2,759,128



AHCA



Florida Hosp/  
Orlando Health  
15% Match  
\$3,172,992


Buy Back  
County-\$9,258,630



AHCA



Florida Hosp/  
Orlando Health  
\$2.60 per County \$1  
\$24,072,438



# Primary Care Funding




\$6M



Florida Hospital Health Care System  
Third Party Payor



Primary Care-FQHC's  
(CHC, CFFHC, HCCH)  
\$700,000 per clinic



# Secondary Care Funding



Orange County Medical Clinic (OCMC) Secondary Services  
authorizes and adjudicates

Claims



FI Hosp  
contributes  
50% of  
funds

Florida Hospital Health Care System  
Third Party Administrator (TPA)

OH  
contributes  
50% of  
funds

Secondary service providers paid by TPA  
(\$6M ceiling)



# PCAN Annual Funding

<b>Orange County GR</b>	<b>\$27.5m</b>
▪IGT	\$12m
▪Pharmacy & medications	1.5m
▪Specialty Clinic	.9m
▪HCRA, LTC, Medicaid/hospitals	11.5m
▪Other	1.6m
<b>Federal - IGT match &amp; Buy Back</b>	<b>\$27m</b>
<b>Federal - FQHCs</b>	<b>\$11.7m</b>
▪M&M	6.1m
▪BPHC	5.6m
<b>FQHC Partners</b>	<b>\$8.7m</b>
▪Sliding Fees	6.7m
▪Other grants	2.0m



# Primary Care Access Network (PCAN)



Maureen Kersmarki: [maureen.kersmarki@flhosp.org](mailto:maureen.kersmarki@flhosp.org)

Pete Clarke: [p.clarke@chcfl.com](mailto:p.clarke@chcfl.com)